



Public Safety Committee Meeting

Law Enforcement Agenda

January 26, 2021



1. Personnel
2. Fleet
3. Calls For Service Report
4. Stats

1. Personnel:

Presently we have six (6) law enforcement positions open. We had three (3) non-certified officers scheduled to attend the TLETA starting January 3, 2021. One (1) officer was exposed to COVID the week before beginning the academy and was not permitted to attend. This officer has been moved to the March 2021 TLETA Class. One (1) officer was dismissed from the TLETA due to academic failure and terminated on January 22, 2020. We now only have one (1) officer in the TLETA in week four.

We began advertising on Social Media and Indeed for Certified Officers.

On January 20, 2021, Lt. Jack Howell was promoted to Captain and will assume second in command and acting Chief in my absence.

2. Fleet

On December 26, 2020, Sgt. Nelson was en route to Region One Medical Center to followup on a victim of a shooting. While traveling on I-240 near Jackson Ave., a vehicle changed lanes in front of Sgt. Nelson struck the right front of his car and forcing him into the center divider wall. No one was injured in the crash.

MPD made the scene and investigated the crash. The other driver was found to be at fault and was issued a citation on a moving violation and no insurance.

The crash was reported to our insurance company, and we are awaiting the adjuster's report to determine if the vehicle will be repaired or totaled.

CALL TOTALS FROM JANUARY 2020 TO DECEMBER 2020

Agency	Jan.	Feb	Mar	Apr	May	Jun	Jul	Aug	Sep	Oct	Nov	Dec	Actual Annual	Annual Per Day Vol.
Atoka PD	710	816	619	437	643	605	640	744	601	574	605	575	7569	
Brighton PD	463	361	283	195	357	392	399	518	368	372	336	349	4393	
Covington PD	990	816	826	668	924	930	985	954	986	972	838	843	10732	
Mason PD	237	187	167	81	146	121	70	38	56	123	99	164	1489	
Munford PD	894	899	737	364	839	888	780	784	761	813	729	531	9019	
Tipton County SO	2689	2540	2124	1518	1663	1891	2420	2224	2160	2044	2189	2025	25487	
MONTHLY LE TOTALS	5983	5619	4756	3263	4572	4827	5294	5262	4932	4898	4796	4487	58689	
Atoka FD	85	97	94	80	83	100	124	110	87	87	98	109	1154	
Brighton FD	73	75	53	58	53	58	74	62	71	65	91	78	811	
Charleston FD	2	5	7	9	7	9	6	6	5	9	8	5	78	
Covington FD	245	203	205	160	217	239	298	261	228	255	235	299	2845	
Garland FD	12	12	15	15	10	10	19	13	9	18	22	18	173	
Giltedge FD	37	26	42	33	39	43	53	57	39	40	37	36	482	
Mason FD	23	19	27	33	21	27	20	31	18	13	15	19	266	
Munford FD	88	98	88	79	71	95	103	97	91	97	92	96	1095	
Quito FD	79	95	68	83	102	60	51	49	36	53	50	49	775	
Tipton County FD	51	45	30	42	16	49	68	75	55	63	83	66	643	
Three Star FD	33	25	17	25	30	34	41	47	36	51	46	51	436	
MONTHLY FD TOTALS	728	700	646	617	649	724	857	808	675	751	777	826	8758	
Medic One	633	626	606	491	577	651	791	809	687	718	731	800	8120	
MONTHLY EMS TOTAL	633	626	606	491	577	651	791	809	687	718	731	800	8120	
Percentage *	-	-5.4%	-13.5%	-27.2%	32.6%	7.0%	11.9%	-0.9%	-8.5%	1.2%	-1.0%	-3.0%		
MONTHLY TOTALS														
Law Enforcement	5983	5619	4756	3263	4572	4827	5294	5262	4932	4898	4796	4487		
Fire Dept.	728	700	646	617	649	724	857	808	675	751	777	826		
Ambulance	633	626	606	491	577	651	791	809	687	718	731	800		
ALL AGENCIES	7344	6945	6008	4371	5798	6202	6942	6879	6294	6367	6304	6113	75567	

November 2020

Offense Category ^	Previous Yr Qty	Current Yr Qty	Change
Homicide	2	2	0.0%
Sex Offenses, Forcible	2	4	100.0%
Sex Offenses, Nonforcible	0	1	100.0%
Assault	5	10	100.0%
Domestic Offenses	11	10	-9.1%
Weapon	2	1	-50.0%
Counterfeiting/Forgery	1	1	0.0%
Burglary	2	4	100.0%
Fraud	2	11	450.0%
Motor Vehicle Theft	3	1	-66.7%
Larceny/Theft	40	20	-50.0%
Embezzlement	1	0	-100.0%
Vandalism	5	4	-20.0%
Drug/Narcotic	4	2	-50.0%
Memo	61	88	44.3%
Miscellaneous Reports	20	20	0.0%

Records found: 16

Arrest Type ^	Previous Yr Qty	Current Yr Qty	Change
Adult (On-View Arrest)	28	7	-75.0%
Adult (Summoned/Cited)	14	35	150.0%
Adult (Taken Into Custody)	20	31	55.0%
Juvenile (Summoned/Cited)	6	10	66.7%

Records found: 4

Ticket Type ^	Previous Yr Qty	Current Yr Qty	Change
Traffic	0	172	17200.0%
Traffic Charges	0	234	23400.0%
Red Flex	0	0	0.0%
Parking	0	4	400.0%
Ordinance	0	0	0.0%
Tow	0	0	0.0%
Warning	0	111	11100.0%

Records found: 7

Crash Type ^	Previous Yr Qty	Current Yr Qty	Change
Injury (incapacitating)	0	1	100.0%
Injury possible	0	2	200.0%
Property damage (over \$400)	0	16	1600.0%
Property damage (under \$400)	0	3	300.0%

Records found: 4

December 2020

Offense Category ^	Previous Yr Qty	Current Yr Qty	Change
Homicide	2	2	0.0%
Sex Offenses, Forcible	2	4	100.0%
Sex Offenses, Nonforcible	0	1	100.0%
Assault	5	10	100.0%
Domestic Offenses	11	10	-9.1%
Weapon	2	1	-50.0%
Counterfeiting/Forgery	1	1	0.0%
Burglary	2	4	100.0%
Fraud	2	11	450.0%
Motor Vehicle Theft	3	1	-66.7%
Larceny/Theft	40	20	-50.0%
Embezzlement	1	0	-100.0%
Vandalism	5	4	-20.0%
Drug/Narcotic	4	2	-50.0%
Memo	61	88	44.3%
Miscellaneous Reports	20	20	0.0%

Records found: 16

Arrest Type ^	Previous Yr Qty	Current Yr Qty	Change
Adult (On-View Arrest)	28	7	-75.0%
Adult (Summoned/Cited)	14	35	150.0%
Adult (Taken Into Custody)	20	31	55.0%
Juvenile (Summoned/Cited)	6	10	66.7%

Records found: 4

Ticket Type ^	Previous Yr Qty	Current Yr Qty	Change
Traffic	0	172	17200.0%
Traffic Charges	0	234	23400.0%
Red Flex	0	0	0.0%
Parking	0	4	400.0%
Ordinance	0	0	0.0%
Tow	0	0	0.0%
Warning	0	111	11100.0%

Records found: 7

Crash Type ^	Previous Yr Qty	Current Yr Qty	Change
Injury (incapacitating)	0	1	100.0%
Injury possible	0	2	200.0%
Property damage (over \$400)	0	16	1600.0%
Property damage (under \$400)	0	3	300.0%

Records found: 4

2019 - 2020 comparison

Offense Category ^	Previous Yr Qty	Current Yr Qty	Change
Homicide	17	18	5.9%
Sex Offenses, Forcible	22	20	-9.1%
Sex Offenses, Nonforcible	2	5	150.0%
Robbery	9	3	-66.7%
Kidnapping/Abduction	3	4	33.3%
Assault	127	134	5.5%
Domestic Offenses	111	110	-0.9%
Weapon	30	25	-16.7%
Miscellaneous Reports	480	385	-19.8%
Arson	1	2	100.0%
Counterfeiting/Forgery	33	18	-45.5%
Burglary	56	53	-5.4%
Fraud	79	82	3.8%
Motor Vehicle Theft	32	27	-15.6%
Larceny/Theft	353	375	6.2%
Embezzlement	4	8	100.0%
Stolen Property	2	2	0.0%
Vandalism	96	81	-15.6%
Drug/Narcotic	108	95	-12.0%
Memo	810	1107	36.7%
Pornography/Obscene Material	1	3	200.0%

Records found: 21

Arrest Type ^	Previous Yr Qty	Current Yr Qty	Change
Adult (On-View Arrest)	289	311	7.6%
Adult (Summoned/Cited)	398	329	-17.3%
Adult (Taken Into Custody)	297	383	29.0%
Juvenile (On-View Arrest)	6	10	66.7%
Juvenile (Summoned/Cited)	93	107	15.1%
Juvenile (Taken Into Custody)	4	10	150.0%
Remanded Juvenile (Summoned/Cited)	0	1	100.0%

Records found: 7

Ticket Type ^	Previous Yr Qty	Current Yr Qty	Change
Traffic	0	1106	110600.0%
Traffic Charges	0	1654	165400.0%
Red Flex	0	0	0.0%
Parking	0	45	4500.0%
Ordinance	0	10	1000.0%
Tow	0	0	0.0%
Warning	0	1041	104100.0%

Records found: 7

Crash Type ^	Previous Yr Qty	Current Yr Qty	Change
Injury (incapacitating)	0	3	300.0%
Injury (non-incapacitating)	0	2	200.0%
Injury possible	0	18	1800.0%
Property damage (over \$400)	0	123	12300.0%
Property damage (under \$400)	0	29	2900.0%

Records found: 5



City of Covington

OFFICE OF THE FIRE CHIEF

P.O. Box 768
Covington, Tennessee 38019



Covington Fire Department

Report for January 26, 2021

1. Community Events: Sea of Blue ceremony on January 6th, 2021. Tabletop exercise with Unilever
2. Volunteer Hours: 130 hours worked by Volunteers in the months of November and December. Total Volunteer hours for 2020=1884
3. Run Report for November 20th-December 31, 2020 attached. Total calls for 2020. Run report for January 1, 2021-January 21, 2021.
4. Inservice training schedule attached:
5. County coverage area collections: \$79,870.00 for 2020, to date for 2021, \$51,680.00
6. Ventilation System Update: Installed, waiting tailpipe adapter for Ladder-1, and Table mounts for small engines. System is operational.
7. Tipton County Emergency Unit is no longer a resource in Tipton County. See attached letter.
8. Personnel report: Volunteer Firefighter Terrance Smith completed the EMT-Basic National registry examination and is now a Licensed Emergency Medical Technician.
9. Ambulance service agreement see attached.
10. Care Report-(Free Smoke Alarms) call (901)-476-2578 to schedule.
11. Volunteer Firefighter Update. 24 applicants waiting on COVID-19 restrictions to be lifted.

Covington Fire Department

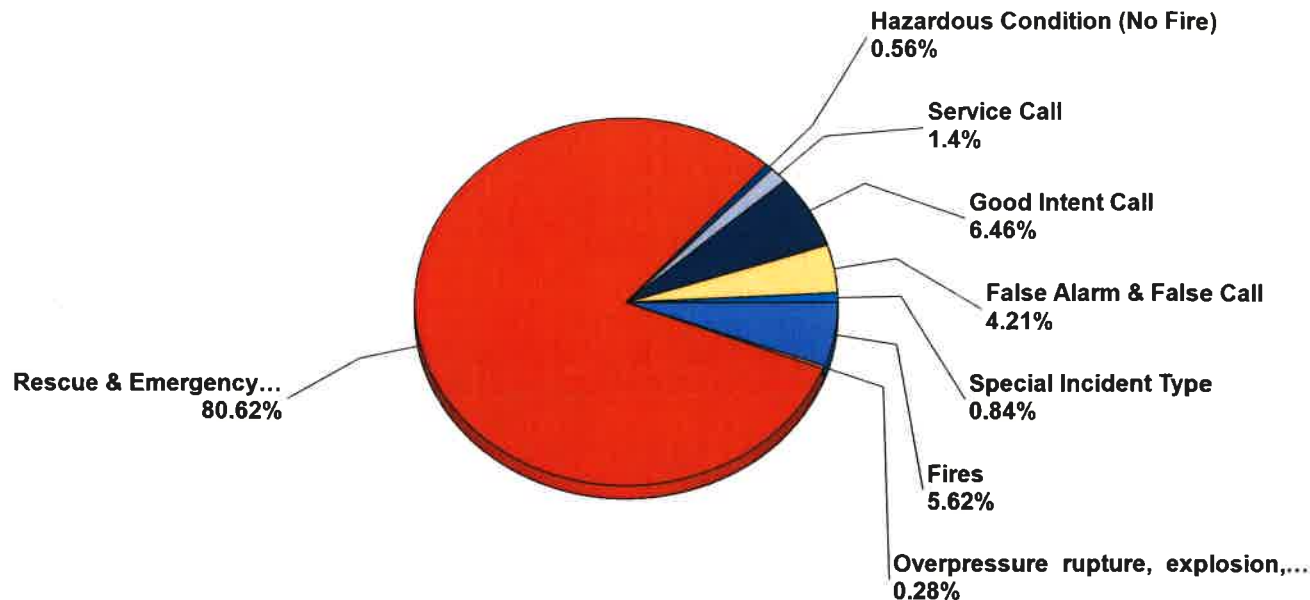
Covington, TN

This report was generated on 1/21/2021 10:30:05 AM



Breakdown by Major Incident Types for Date Range

Zone(s): All Zones | Start Date: 11/19/2020 | End Date: 12/31/2020



MAJOR INCIDENT TYPE	# INCIDENTS	% of TOTAL
Fires	20	5.62%
Overpressure rupture, explosion, overheating - no fire	1	0.28%
Rescue & Emergency Medical Service	287	80.62%
Hazardous Condition (No Fire)	2	0.56%
Service Call	5	1.4%
Good Intent Call	23	6.46%
False Alarm & False Call	15	4.21%
Special Incident Type	3	0.84%
TOTAL	356	100%

Only REVIEWED and/or LOCKED IMPORTED incidents are included. Summary results for a major incident type are not displayed if the count is zero.



emergencyreporting.com
Doc Id: 553
Page # 1 of 2

Detailed Breakdown by Incident Type

INCIDENT TYPE	# INCIDENTS	% of TOTAL
111 - Building fire	5	1.4%
113 - Cooking fire, confined to container	2	0.56%
121 - Fire in mobile home used as fixed residence	1	0.28%
131 - Passenger vehicle fire	5	1.4%
132 - Road freight or transport vehicle fire	1	0.28%
138 - Off-road vehicle or heavy equipment fire	1	0.28%
143 - Grass fire	4	1.12%
160 - Special outside fire, other	1	0.28%
211 - Overpressure rupture of steam pipe or pipeline	1	0.28%
311 - Medical assist, assist EMS crew	29	8.15%
320 - Emergency medical service, other	1	0.28%
321 - EMS call, excluding vehicle accident with injury	240	67.42%
322 - Motor vehicle accident with injuries	11	3.09%
324 - Motor vehicle accident with no injuries.	5	1.4%
352 - Extrication of victim(s) from vehicle	1	0.28%
411 - Gasoline or other flammable liquid spill	1	0.28%
412 - Gas leak (natural gas or LPG)	1	0.28%
500 - Service Call, other	1	0.28%
510 - Person in distress, other	2	0.56%
511 - Lock-out	1	0.28%
550 - Public service assistance, other	1	0.28%
611 - Dispatched & cancelled en route	20	5.62%
622 - No incident found on arrival at dispatch address	1	0.28%
651 - Smoke scare, odor of smoke	2	0.56%
700 - False alarm or false call, other	1	0.28%
711 - Municipal alarm system, malicious false alarm	1	0.28%
713 - Telephone, malicious false alarm	1	0.28%
731 - Sprinkler activation due to malfunction	1	0.28%
733 - Smoke detector activation due to malfunction	1	0.28%
735 - Alarm system sounded due to malfunction	3	0.84%
740 - Unintentional transmission of alarm, other	1	0.28%
743 - Smoke detector activation, no fire - unintentional	3	0.84%
744 - Detector activation, no fire - unintentional	1	0.28%
745 - Alarm system activation, no fire - unintentional	2	0.56%
900 - Special type of incident, other	1	0.28%
911 - Citizen complaint	2	0.56%
TOTAL INCIDENTS:	356	100%

Only REVIEWED and/or LOCKED IMPORTED incidents are included. Summary results for a major incident type are not displayed if the count is zero.



Covington Fire Department

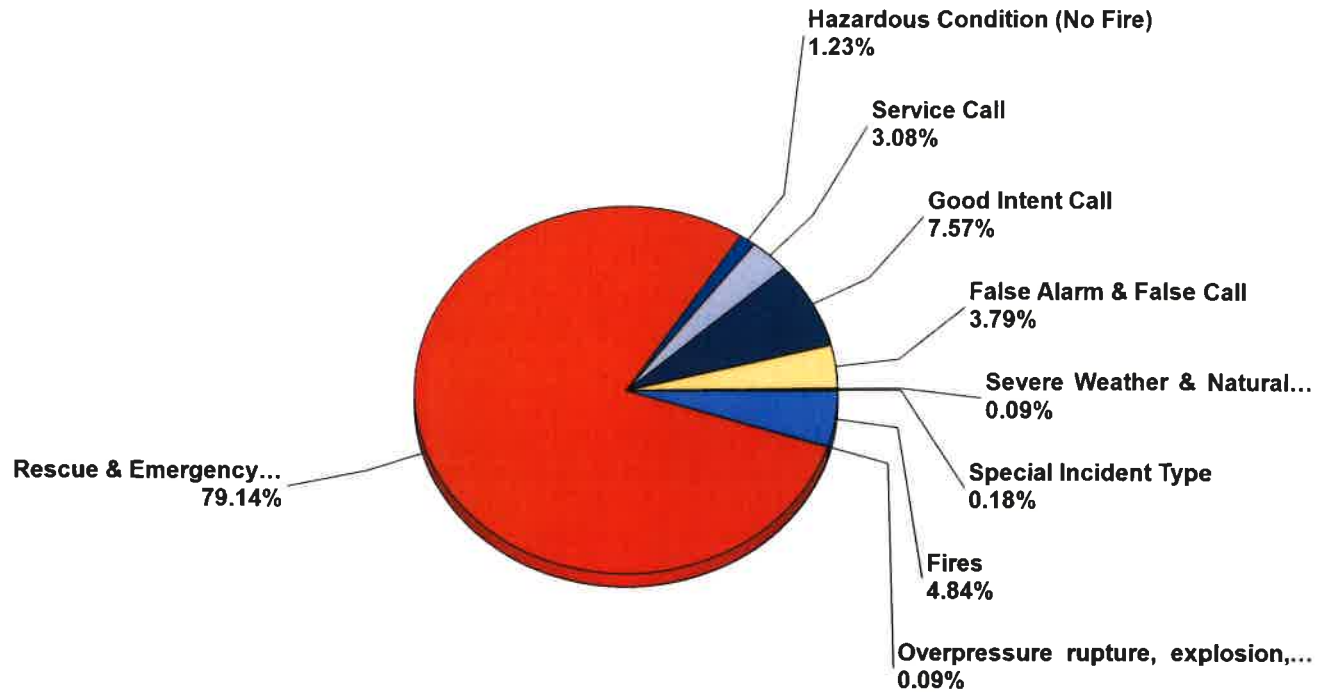
Covington, TN

This report was generated on 1/21/2021 10:30:33 AM



Breakdown by Major Incident Types for Date Range

Zone(s): All Zones | Start Date: 01/01/2020 | End Date: 12/31/2020



MAJOR INCIDENT TYPE	# INCIDENTS	% of TOTAL
Fires	110	4.84%
Overpressure rupture, explosion, overheating - no fire	2	0.09%
Rescue & Emergency Medical Service	1798	79.14%
Hazardous Condition (No Fire)	28	1.23%
Service Call	70	3.08%
Good Intent Call	172	7.57%
False Alarm & False Call	86	3.79%
Severe Weather & Natural Disaster	2	0.09%
Special Incident Type	4	0.18%
TOTAL	2272	100%

Only REVIEWED and/or LOCKED IMPORTED incidents are included. Summary results for a major incident type are not displayed if the count is zero.



emergencyreporting.com
Doc Id: 553
Page # 1 of 3

Detailed Breakdown by Incident Type

INCIDENT TYPE	# INCIDENTS	% of TOTAL
111 - Building fire	31	1.36%
112 - Fires in structure other than in a building	1	0.04%
113 - Cooking fire, confined to container	10	0.44%
117 - Commercial Compactor fire, confined to rubbish	1	0.04%
118 - Trash or rubbish fire, contained	4	0.18%
121 - Fire in mobile home used as fixed residence	1	0.04%
123 - Fire in portable building, fixed location	1	0.04%
131 - Passenger vehicle fire	15	0.66%
132 - Road freight or transport vehicle fire	2	0.09%
138 - Off-road vehicle or heavy equipment fire	1	0.04%
140 - Natural vegetation fire, other	2	0.09%
142 - Brush or brush-and-grass mixture fire	8	0.35%
143 - Grass fire	24	1.06%
151 - Outside rubbish, trash or waste fire	3	0.13%
153 - Construction or demolition landfill fire	1	0.04%
154 - Dumpster or other outside trash receptacle fire	2	0.09%
160 - Special outside fire, other	1	0.04%
162 - Outside equipment fire	1	0.04%
171 - Cultivated grain or crop fire	1	0.04%
211 - Overpressure rupture of steam pipe or pipeline	1	0.04%
251 - Excessive heat, scorch burns with no ignition	1	0.04%
300 - Rescue, EMS incident, other	1	0.04%
311 - Medical assist, assist EMS crew	402	17.69%
320 - Emergency medical service, other	8	0.35%
321 - EMS call, excluding vehicle accident with injury	1286	56.6%
322 - Motor vehicle accident with injuries	58	2.55%
323 - Motor vehicle/pedestrian accident (MV Ped)	7	0.31%
324 - Motor vehicle accident with no injuries.	26	1.14%
331 - Lock-in (if lock out , use 511)	4	0.18%
352 - Extrication of victim(s) from vehicle	4	0.18%
357 - Extrication of victim(s) from machinery	1	0.04%
361 - Swimming/recreational water areas rescue	1	0.04%
411 - Gasoline or other flammable liquid spill	2	0.09%
412 - Gas leak (natural gas or LPG)	6	0.26%
413 - Oil or other combustible liquid spill	1	0.04%
421 - Chemical hazard (no spill or leak)	1	0.04%
424 - Carbon monoxide incident	2	0.09%
440 - Electrical wiring/equipment problem, other	1	0.04%
441 - Heat from short circuit (wiring), defective/worn	1	0.04%
442 - Overheated motor	2	0.09%
443 - Breakdown of light ballast	1	0.04%
444 - Power line down	3	0.13%
445 - Arcing, shorted electrical equipment	2	0.09%
461 - Building or structure weakened or collapsed	5	0.22%
463 - Vehicle accident, general cleanup	1	0.04%
500 - Service Call, other	3	0.13%
510 - Person in distress, other	38	1.67%
511 - Lock-out	3	0.13%
512 - Ring or jewelry removal	1	0.04%
520 - Water problem, other	1	0.04%
522 - Water or steam leak	1	0.04%
531 - Smoke or odor removal	2	0.09%
550 - Public service assistance, other	1	0.04%
551 - Assist police or other governmental agency	11	0.48%
552 - Police matter	1	0.04%

Only REVIEWED and/or LOCKED IMPORTED incidents are included. Summary results for a major incident type are not displayed if the count is zero.



Detailed Breakdown by Incident Type

INCIDENT TYPE	# INCIDENTS	% of TOTAL
554 - Assist invalid	6	0.26%
561 - Unauthorized burning	2	0.09%
600 - Good intent call, other	3	0.13%
611 - Dispatched & cancelled en route	146	6.43%
622 - No incident found on arrival at dispatch address	10	0.44%
650 - Steam, other gas mistaken for smoke, other	1	0.04%
651 - Smoke scare, odor of smoke	10	0.44%
652 - Steam, vapor, fog or dust thought to be smoke	1	0.04%
671 - HazMat release investigation w/no HazMat	1	0.04%
700 - False alarm or false call, other	14	0.62%
710 - Malicious, mischievous false call, other	1	0.04%
711 - Municipal alarm system, malicious false alarm	3	0.13%
713 - Telephone, malicious false alarm	1	0.04%
715 - Local alarm system, malicious false alarm	3	0.13%
730 - System malfunction, other	2	0.09%
731 - Sprinkler activation due to malfunction	2	0.09%
733 - Smoke detector activation due to malfunction	12	0.53%
734 - Heat detector activation due to malfunction	2	0.09%
735 - Alarm system sounded due to malfunction	11	0.48%
740 - Unintentional transmission of alarm, other	1	0.04%
741 - Sprinkler activation, no fire - unintentional	1	0.04%
743 - Smoke detector activation, no fire - unintentional	16	0.7%
744 - Detector activation, no fire - unintentional	4	0.18%
745 - Alarm system activation, no fire - unintentional	13	0.57%
813 - Wind storm, tornado/hurricane assessment	2	0.09%
900 - Special type of incident, other	1	0.04%
911 - Citizen complaint	3	0.13%
TOTAL INCIDENTS:	2272	100%

Only REVIEWED and/or LOCKED IMPORTED incidents are included. Summary results for a major incident type are not displayed if the count is zero.



Covington Fire Department

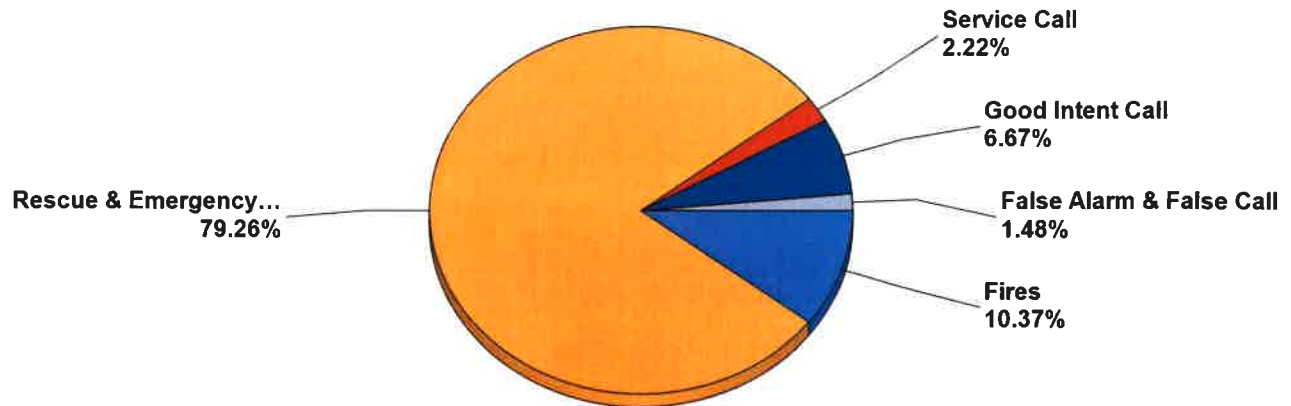
Covington, TN

This report was generated on 1/21/2021 10:31:55 AM



Breakdown by Major Incident Types for Date Range

Zone(s): All Zones | Start Date: 01/01/2021 | End Date: 01/21/2021



MAJOR INCIDENT TYPE	# INCIDENTS	% of TOTAL
Fires	14	10.37%
Rescue & Emergency Medical Service	107	79.26%
Service Call	3	2.22%
Good Intent Call	9	6.67%
False Alarm & False Call	2	1.48%
TOTAL	135	100%

Only REVIEWED and/or LOCKED IMPORTED incidents are included. Summary results for a major incident type are not displayed if the count is zero.



emergencyreporting.com
Doc Id: 553
Page # 1 of 2

Detailed Breakdown by Incident Type

INCIDENT TYPE	# INCIDENTS	% of TOTAL
111 - Building fire	5	3.7%
113 - Cooking fire, confined to container	1	0.74%
131 - Passenger vehicle fire	3	2.22%
143 - Grass fire	4	2.96%
151 - Outside rubbish, trash or waste fire	1	0.74%
311 - Medical assist, assist EMS crew	11	8.15%
321 - EMS call, excluding vehicle accident with injury	92	68.15%
322 - Motor vehicle accident with injuries	2	1.48%
324 - Motor vehicle accident with no injuries.	2	1.48%
510 - Person in distress, other	1	0.74%
552 - Police matter	1	0.74%
561 - Unauthorized burning	1	0.74%
611 - Dispatched & cancelled en route	7	5.19%
622 - No incident found on arrival at dispatch address	2	1.48%
711 - Municipal alarm system, malicious false alarm	1	0.74%
733 - Smoke detector activation due to malfunction	1	0.74%
TOTAL INCIDENTS:	135	100%

Only REVIEWED and/or LOCKED IMPORTED incidents are included. Summary results for a major incident type are not displayed if the count is zero.

2021 CFD INSERVICE TENTATIVE SCHEDULE

January 11, 12, 13 8am – Noon Traffic Incident Management - THP

January 11, 12, 13 1pm – 5 pm AHA CPR

January 1 -31 ONLINE MTSU, Sudden Infant Death Syndrome – Prevention through Understanding

March 1,2,3 8am – 5pm Rail Car Leak Intervention with CN Railroad – Bill Burke (alternative dates March 15, 16, 17 8am-5pm)

March 29 & 30 8am – 5pm 16 hour class must attend both days Grain Bin Safety & Rescue – Tennessee Association of Rescue Squads (Brian Robison)

TBD EMS Refresher 36/48 hours 8am – 5pm AEMTs three days of class, Paramedics 4 days of class.

Tipton County Emergency Unit

January 14, 2021

To Whom It May Concern:

It is with great sadness that the organization known as Tipton County Emergency Unit has closed its doors for service to the people of Tipton County. There was no funding from County Government and fundraisers could not fund the organization. We have been working out of our own pockets for the past 10 years to keep providing service but we could not continue.

It has been a pleasure working with Sheriff Chumley and the Sheriff's Office, Chief Piercey with the Tipton County Fire Department and other Fire Departments within the County. We are sorry we had to stop providing this vital service, but we had no other choice due to operating cost were grater than the non-profit organization could supplement with fundraising and out of pocket alone could provide.

We have spoken with Lauderdale County Rescue Squad. They are offering their service to Tipton County until Search & Rescue and Water Rescue can be restored within Tipton County.

Sincerely,
The Tipton County Emergency Unit
President Josh Haley



AGREEMENT BETWEEN THE PRIORITY AMBULANCE SERVICE AND THE COVINGTON FIRE DEPARTMENT

FOR THE COORDINATION OF AN EMERGENCY MEDICAL RESPONSE PROGRAM

This Agreement and statement of policies and procedures is negotiated by and between the above said parties to organize and coordinate the effective provisions of emergency medical care.

Whereas, the parties are operating under the authorization of the Tennessee Department of Health and environment, pursuant to standards adopted by the Tennessee Code Annotated Section 68-140-501 et. Seq., Rule 1200-12-1-.16.

Whereas, the parties desire to assure rapid response to persons in need of emergency medical assistance.

Now, therefore, the parties enter into the following articles of agreement:

I. Nature of Calls

Covington Fire Department EMS Response Units shall respond when dispatched to the scene of a medical emergency to render emergency care until the arrival of an ambulance. Upon receipt of an emergency call, the E-911 dispatcher of ambulance personnel shall assign such priority as appropriate to minimize threat of loss of life or limb. Priority calls are herein detailed in Exhibit #1.

The Covington Fire Department EMS Response Units shall be primarily responsible for responding to all medical calls with call area ESN 406 (Covington City limits) except those listed on Exhibit 1A. The Covington Fire Department EMS Response Units shall be primarily responsible for responding to medical calls with call area ESN 405 (Covington Urban Growth Boundary) per description on Exhibit 1B. Similarly, the Covington Fire Department EMS Response Units shall be primarily responsible to call areas ESN 406 (City limits) for motor vehicle collision – Injuries and ESN 405 (Covington Urban Growth Boundary) for motor vehicle collision- Entrapment.

II. Dispatch and Response Procedures

Upon receipt of an emergency call within the service area meeting the requirements set forth in Article I. The E-911 Dispatcher shall notify the Covington Fire Department. The E-911 dispatcher will provide appropriate directions and the EMS Response Unit will/shall proceed immediately to the scene of the Emergency.

III. Communications Procedures

Two-Way Radio Communications will be maintained between response units and the E-911 dispatcher. The E-911 dispatcher shall relay appropriate information to responding units. Plan English shall be preferred over the use of 10-codes.

Upon arrival of the EMS at the scene, the unit shall notify EMS-Ambulance personnel through the dispatcher or directly and give Information pertaining to but not limited to the following:

- A. The number of patients.
- B. The nature of the emergency and severity of the situation
- C. The need for additional assistance at the scene
- D. On-scene hazards

If the call appears to be a false call or an accident without injuries, the EMS unit shall notify dispatch. The ambulance crew shall make the final decision to terminate the ambulance response.

At the scene of a fatality or possible delay due to a possible dead-on-arrival or do-not-resuscitate scene, the EMS unit shall notify the dispatcher, await the arrival of the ambulance, and secure the scene, following orders of law enforcement personnel and/or the medical examiner and/or medical control applicable to the situation.

IV. On Scene Coordination and Scene Control

Upon arrival of the Ambulance, Ambulance personnel will assume patient care responsibilities and first responders will assume the roll of assisting ambulance personnel as needed or requested with the best interest of the patient in mind. Ambulance personnel will make the final decision of transporting the patient and the destination of transport.

Upon arrival at the scene, first responder units shall be parked so as to minimize obstruction and enhance access to the patient(s) by the ambulance unit. First Responders may assist in removing needed equipment from the ambulance if requested by the ambulance crew. The First Responders may accompany the crew and support patient care upon

request and approval of the fire officer or CFD Paramedic. In situations demanding response to the scene of violence or criminal activity, First Response Units and EMS Units shall coordinate adequate law enforcement presence at the scene prior to the time of arrival.

V. Patient Information and Incident Data

The following information shall be recorded on each incident and recorded on a service log or file but shall be kept confidential:

1. Date
2. Time of Arrival
3. Location
4. Type of call
5. Responder's name that provided primary patient care
6. Record of treatment provided and times of such treatment

Any information obtained at the scene such as medications of the patient or allergies should be referred to the ambulance personnel. Where CPR has been performed, the officer-in-charge should attempt to record the names of personnel who had patient contact. A monthly summary report detailing the number and type of incidents should be filed at the Covington Fire Department and with the Priority Ambulance Service.

VI. Equipment Exchange and Supplies

The First Response Unit shall provide for minimum equipment and supplies as listed in Exhibit #2, although the Covington Fire Department may have a certified Paramedic operating within the State of Tennessee Advanced Care Life Support protocols and field equipment. Priority Ambulance Service will replace all non-reusable/consumable supplies on an item used basis for unit replacement listed in Exhibit #3.

- A. Bandaging supplies including 4x4 gauze pads, 8x10 pads, Kerlix/Roller bandages, trauma pads, and triangular cravats.
- B. Airway devices including oral airways, suction catheters and advanced airway devices.
- C. Oxygen supplies including nasal cannulas, simple and non-rebreather masks, bag-valve mask in adult, pediatric, and infant sizes.
- D. Assorted sized cervical collars: and
- E. Any other non-reusable supplies utilized on a call which was reasonable and necessary for the situation (except gloves).

Each party shall attempt to recover and secure equipment for return to the appropriate service upon arrival of the patient at the medical facility or as soon as practical.

VII. Mutual Assistance

Whenever the vehicles and response units within the service area are insufficient to render the services required, additional resources shall be sought from neighboring services.

VIII. Terms of Agreement

This agreement is by and between two independent agencies and is not intended to and shall not be construed to create a relationship of agent, servant, employee or association.

The party responding shall assume all liability and responsibility for damage to its own apparatus and/or equipment. The responding party shall also assume all liability for damage caused by its own apparatus and/or equipment and/or negligence of its personnel while en-route to or returning from a specific location.

The party responding under the terms of the agreement shall assume no responsibility or liability for property damage or bodily injury at the scene of an emergency unless same is caused by said party.

Violation of any terms within the articles of agreement shall be grounds for suspension, until such violations have been corrected.

EXHIBIT 1

A. ESN 406

The Covington Fire Department EMS Response Units shall be primarily responsible to all medical calls within Covington city limits (ESN 406) except those where medical staff are present (i.e. Dialysis centers, Nursing Homes, Doctor's offices) unless called for unconscious/unresponsive patient.

The Covington Fire Department EMS Response Units shall be primarily responsible to all calls within Covington city limits (ESN 406) for lift assist where no injury is reported.

B. ESN 405

The Covington Fire Department EMS Response Units shall be primarily responsible to medical calls within the Covington Urban Growth Boundary (ESN 406) for the following GeoConx CAD Types if requested by Priority Ambulance Service:

1. CARDIAC (CPR IN PROGRESS)
2. MCI MASS CASUALTY INCIDENT
3. PERUNCON UNCONSCIOUS PERSON [NOT BREATHING]
4. RESPARR RESPIRATORY ARREST
5. SHOOTING- I SHOOTING WITH INJURIES
6. STAB STABBING
7. STROKE STROKE
8. TRAUMA [TRAUMATIC INJURY INCLUDING HEAD INJURY]

Priority Ambulance may request Covington Fire Department EMS Response Units in the following situations:

1. UNCONTROLLED BLEEDING
2. WATER RELATED INCIDENTS WITH INJURIES
3. MAJOR BURNS
4. INCIDENTS INVOLVING THREE (3) OR MORE PATIENTS
5. INCIDENTS WHERE THE DISPATCHER DEEMS IMMEDIATE THREAT TO LOSS OF LIFE AND/OR LIMB

Covington Fire officers-in-charge may refuse such request if resources are not available.

C. Basic Life Support Transport Ambulance response guidelines for CFD Paramedics are as follows:

1. Covington Fire Paramedics will only ride in on a BLS Transport Unit to Baptist Memorial Hospital – Tipton or an aeromedical landing zone if Advance Life Support measures are initiated by the Covington Fire Paramedic.
2. Covington Fire AEMT's may ride in on any type call at the fire officer's discretion for ALS or BLS Transport Units to Baptist Memorial Hospital – Tipton or an aeromedical landing zone.
3. Covington Fire personnel will clear an EMS call of any type to respond to a fire related or extrication call with no Advanced Life Support measures are initiated by the Covington Fire Paramedic and BLS Transport Unit is on scene.

Regarding Motor Vehicle Collision - Injuries (MVC-I) the Covington Fire Department EMS Response Units shall be primarily responsible for call area ESN 406. Motor Vehicle Collision – Entrapment the Covington Fire Department EMS Response Units shall be primarily responsible for call area ESN 405.

EXHIBIT 2

DRESSINGS AND BANDAGE SUPPLIES:

1" TAPE	2" TAPE
BAND-AIDS	STERILE 4X4'S
STERILE 8X10/ABD PADS	3"(+) ROLLER GAUZE
BANDAGE SHEARS	OCCLUSIVE DRESSINGS
(4) TRIANGULAR BANDAGES	STERILE BURN SHEETS

PATIENT ASSESSMENT AND PROTECTIVE SUPPLIES:

FLASHLIGHT	DISPOSABLE EXAM GLOVES
ANTI-BACTERIAL WIPES/SOLUTION	TRASH BAGS
ADULT BLOOD PRESSURE CUFF	STETHOSCOPE

RESUSCITATION DEVICES:

ORAL PHARYNGEAL AIRWAY KIT (FIVE SIZES)

BAG VALVE MASK (ADULT/PEDIATRIC/INFANT)

OXYGEN ADMINISTRATION UNIT (WITH REGULATOR CAPABLE OF DELIVERING 2 TO 15 LITERS PER MINUTE FLOW RATE AND A MINIMUM OF 150 LITER SUPPLY)

SUCTION DEVICE (CAPABLE OF 12" VACUUM WITH SUCTION TIPS FOR ORAL PHARYNGEAL SUCTION)

AT LEAST TWO (2 each) NASAL CANNULAS, ADULT AND PEDIATRIC

AT LEAST TWO (2each) NON-REBREATHER MASKS, ADULT AND PEDIATRIC

EXHIBIT 2 (CONTINUED)

IMMOBILIZATION DEVICES:

SPLINTS FOR ALL EXTREMITIES, SHORT/MEDIUM/LONG, TWO (2 each)

SEMI-RIGID, ADJUSTABLE, CERVICAL COLLARS, TWO (2 each) ADULT AND PEDIATRIC

MEDICATIONS AND MEDICATION ADMINISTRATION:

INTRAVENOUS CATHETERS (IV) SIZES TWO (2 each) 24g, 22g, 20g, 18g, 16g

EPINEPHERINE 1:1,000 FOUR (4 each) 1mg

D50W TWO (2 each) 25g

ORAL GLUCOSE TWO (2 each) 15mg

ALBUTEROL SULFATE PREMIX (FOR NEBULIZER ADMINISTRATION) FOUR (4 each) 2.5mg

NITROGLYCERINE TABLET TWELVE (12 each) 0.4mg

ASPIRIN CHEWABLE SIXTEEN (16 each) 81mg

NALOXONE TWO (2 each) 0.4mg (IN ACCORDANCE WITH AEMT PROTOCOL)

EXHIBIT 3

BLS/ALS CONSUMABLES FOR PATIENT CARE:

LANCETS (5 each)	SHARPS SHUTTLE (1 each)
TAPE 1" (2 each)	COBAN WRAP (2each)
SYRINGES (3 each) 1ml, 5ml, 10ml, 30ml, 60ml	IM NEEDLES (3 each) 18g, 22g
THREE WAY STOPCOCK (2 each)	INT/IV LOCK (5 each)
IV MICRO/60gtt (2 each)	IV MACRO/10gtt (2 each)
IV CATHETER (2 each) 24g, 22g, 20g, 18g, 16g	IV START KIT (3 each)
10ml SALINE FLUSH (5 each)	EZ-IO W/SMALL/MED/LG NEEDLES
LACTATED RINGERS (2 each) 1000ml	NORMAL SALINE(2 each) 500ml
FLEXABLE/SAM SPLINT (2 each)	COLD/HOT PACKS (2 each)
COMMERCIAL ARTERIAL TOURNIQUET (1 each)	STERILE 4X4's (10 each)
STERILE 9X5/ABD DRESSINGS (5 each)	3" ROLLER GAUZE (3 each)
STERILE TRAUMA PADS (2 each)	CHEST SEAL (2 each)
TRIANGULAR BANDAGES (5 each)	NEBULIZER TEE (3 each)
NEBULIZER MASK ADULT/PEDIATRIC (2 each)	STERILE H2O (2 each)
NASAL CANNULA ADULT/PEDIATRIC (3 each)	OB KIT (1 each)
NON-REBREATHER MASK ADULT/PEDI (2 each)	BVM ADULT (2 each)
BVM CHILD/INFANT (1 each)	OPA KIT (1 each)
ELECTRODES (20 each)	NPA KIT (1 each)
DEFIB/AED PADS ADULT/PEDI (2 each)	CID/HEAD BLOCKS (2 each)
C-COLLARS ADJUSTABLE ADULT/PEDI (2 each)	

EXHIBIT 3 CONTINUED

ALS AIRWAY:

ET TUBES PEDIATRIC (1 each) 2.5, 3.0, 3.5, 4.0, 4.5, 5.0, 5.5

ET TUBES ADULT (2 each) 6.0, 6.5, 7.0, 7.5, 8.0, 8.5

BOUGIE ADULT/PEDIATRIC (1 each)

FORCEPS ADULT/PEDIATRIC (1 each)

ETT COMMERCIAL TIE DEVICE ADULT/PEDIATRIC (1 each)

CO2 DETECTION DEVICE ADULT/PEDIATRIC (1 each)

WATER SOLUABLE JELLY PACKETS (5 each)

CHEST DECOMPRESSION NEEDLES (2 each)

CPAP DEVICE SMALL/MED/LG (1 each)

CAPNOGRAPHY ETT/NC (1 each)

SUCTION YANKAUER TIP (2 each)

SUCTION TUBING (2 each)

SUCTION CATHETER 6f, 8f, 12f, 14f (2 each)

MEDICATIONS (QUANTITIES/DOSAGES VARY):

ADENOSINE	ALBUTEROL	AMIODARONE
ASPIRIN	CALCIUM CHLORIDE	DIPHENHYDRAMINE
DEXTROSE 50%	DEXTROSE 25%	ORAL GLUCOSE
DOPAMINE	EPINEPHERINE 1:1,000	EPINEPHERINE 1:10,000
LIDOCAINE (BOLUS)	LIDOCAINE (PREMIX gtt)	MAGNESIUM SULFATE
NALOXONE	NITROGLYCERINE TABS	NITROGLYCERINE PASTE
ONDANSETRON	SODIUM BICARB 8.4%	SODIUM BICARB 4.2%
SOLUMEDROL	ATROPINE	IBUTROPIUM

THE PARTIES SHALL NOT ASSIGN ANY RIGHTS OR DUTIES UNDER THIS AGREEMENT TO A THIRD PARTY WITHOUT THE WRITTEN CONSENT OF BOTH PARTIES.

THIS AGREEMENT SHALL BEGIN 1-5-2021 AND CONTINUE IN FORCE UNTIL AMENDED OR TERMINATED BY EITHER PARTY WITH THIRTY (30) DAYS WRITTEN NOTICE.

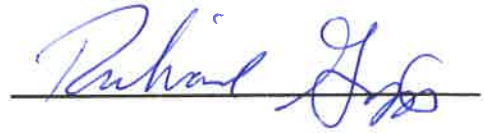
IN WITNESS THEREOF, THE PARTIES HAVE EXECUTED THIS AGREEMENT ON THE 5 DAY OF Jan, 2021.



JUSTIN HANSON

City of Covington


Mayor



RICHARD GRIGGS

Covington Fire Department

Chief



JUSTIN COOK

Baptist Ambulance - Rural West Tennessee


Director of Operations



KEVIN S. MARSHALL

Baptist Ambulance- Tipton County TN

Operations Supervisor



DAVID T. CONNER, M.D.

Emergency Medical Services

Medical Director

Covington Fire

Facility Name	Address
FMC Dialysis	2047 Highway 51 S
Magnolia Creek Nursing & Rehab	1992 Highway 51 S
All suites	1997 Highway 51 S
Dialysis Care Center	1921 Highway 51 S
Tipton County Health Dept.	4700 Mueller Brass Rd.
Fast Pace Urgent Care	1618 Highway 51 S
Easley Delones Family Medicine	1618 Highway 51 S
Covington Clininc	1111 Highway 51 S
Armour Family Medicine	728 W Sherrod
Christian Family Medicine	899 Highway 51 S
Covington Care Center	765 Bert Johnston
Parkway Cove Asssited Living	805 Bert Johnston
Divita Dialysis	107 Tennessee Ave.

Covington Fire Dept. CARE/911 Alternative Program

Monthly Report – November/December 2020

- General Office Duties
- Attended Command Staff meeting for updated information for our Fire Department as we move forward
- June monthly Inspection of Fire equipment – Medical – my Infection Control Officer Duties, all equipment passed
- Installed Thirty smoke Alarms
- Completed CPR INSTRUCTOR RENEWEL class
- Approximately Forty welfare checks
- Assisted on two EMS calls