



Public Safety Committee Meeting

Law Enforcement Agenda

March 23, 2021



1. Personnel
2. Policy Update
3. Training
4. Homicide
5. Calls for Service
6. Stats

Personnel

We have made conditional offers to Five (5) P.O.S.T. Certified officers. Three (3) will begin on March 22, 2021, and the remaining two (2) will start in the next few weeks, leaving me with one open position. Office Bohnert will be graduating from the T.L.E.T.A. on March 26, 2021, and Officer Isbell will begin T.L.E.T.A. on March 28, 2021.

Policy Update

As most of you know, we have been working on updating the Department Policies to align with present-day standards, court rulings, and best practices. Eric Daigle Law Group developed these policies on behalf of the Tennessee Chief's Association and the Tennessee Law Enforcement Accreditation standards. However, each must be reviewed and modified to align with each agency.

Several months ago, during a Public Safety Committee meeting, I asked then Chairman Keith Phelps if he would like me to present each policy to the committee for review. It was his opinion that I didn't need to do so, and therefore we moved forward without committee review.

In a recent meeting with H.R. Director Rose, the City Attorney, and Mayor Hanson, the question was raised whether the board would need to approve the policies. After reviewing the City Charter, the City Attorney's opinion is that the board does not have to adopt the new policies by ordinance but should by resolution, which I will provide.

A copy of Attorney Witherington's email regarding her opinion is attached, along with a list of Policies published between the committee meeting with Chairmen Phelps and today's meeting. As stated, moving forward, all additional policies will be presented to this board before publication.

Training

Captain Howell and I recently attended a two (2) day school at Bartlett Police Department on Contemporary Legal Issues and Supervisory Liability. Eric Daigle, the founder of Eric Daigle Law Group and one of the leading experts on law enforcement liability, instructed the school.

The school covered recent Supreme Court Rulings related to responding to medical facilities on mental consumer calls and School Resource Officers and how programs such as S.R.O.'s are placing heavy liability upon the Police Departments and the Cities. Other topics covered were Use of Force, Civil Unrest, and legal liabilities pertaining to cities and departments' duty to provide quality and practical training to their officers.

Homicide

Detectives issued a warrant for 1st Degree Murder in the Homicide on Thursday, March 11, 2021. The Suspect is presently at large, but we are continuing to follow up on all leads to get him into custody.

I am very proud of the complex and professional work our officer did in this case. Within four (4) hours of the crime, all persons of interest were located and interviewed, resulting in a suspect's development and being identified.

Calls for Service

January	892
February	997

Offense Category ^	Previous Yr Qty	Current Yr Qty	Change
Homicide	1	2	100.0%
Sex Offenses, Forcible	2	0	-100.0%
Sex Offenses, Nonforcible	1	0	-100.0%
Assault	5	2	-60.0%
Domestic Offenses	11	12	9.1%
Memo	69	74	7.2%
Weapon	3	1	-66.7%
Miscellaneous Reports	44	36	-18.2%
Counterfeiting/Forgery	1	0	-100.0%
Burglary	1	2	100.0%
Fraud	2	6	200.0%
Motor Vehicle Theft	4	2	-50.0%
Larceny/Theft	50	15	-70.0%
Vandalism	5	2	-60.0%
Drug/Narcotic	13	8	-38.5%
Pornography/Obscene Material	2	1	-50.0%

Records found: 16

Arrest Type ^	Previous Yr Qty	Current Yr Qty	Change
Adult (On-View Arrest)	31	21	-32.3%
Adult (Summoned/Cited)	21	56	166.7%
Adult (Taken Into Custody)	24	30	25.0%
Juvenile (Summoned/Cited)	2	9	350.0%

Records found: 4

Ticket Type ^	Previous Yr Qty	Current Yr Qty	Change
Traffic	0	163	16300.0%
Traffic Charges	0	224	22400.0%
Red Flex	0	0	0.0%
Parking	0	0	0.0%
Ordinance	0	3	300.0%
Tow	0	0	0.0%
Warning	0	85	8500.0%

Records found: 7

Crash Type ^	Previous Yr Qty	Current Yr Qty	Change
Injury possible	0	3	300.0%
Property damage (over \$400)	0	24	2400.0%
Property damage (under \$400)	0	4	400.0%

Records found: 3

RESOLUTION ADOPTING NEW PERSONNEL POLICIES FOR THE COVINGTON POLICE DEPARTMENT

WHEREAS on July 24, 2007 the City of Covington adopted the City of Covington Police Department Employee Handbook; and

WHEREAS after a thorough review and in consultation with the City of Covington Public Safety Committee the Chief of Police has determined that the aforementioned employee handbook is inadequate in part, outdated in part, and in need of revision and replacement; and

WHEREAS the City of Covington Public Safety Committee has reviewed the proposed new policies and recommended that the Board of Mayor and Aldermen adopt them; and

NOW, THEREFORE, BE IT RESOLVED by Board of Mayor and Aldermen of the City of Covington, Tennessee that the following is hereby approved:

SECTION 1. The City of Covington adopts the personnel policies for the Covington Police Department that are attached to this Resolution.

SECTION 2. The newly adopted personnel policies shall repeal and replace any previous adopted personnel policy for the City of Covington Police Department on the same subject matter.

SECTION 3. Any personnel policy current in place that is not addressed specifically in a new policy shall remain in full force and effect until determined otherwise by this Board.

SECTION 4. In compliance with T.C.A. § 6-54-123 notice of this Resolution has been published in the Covington Leader.

SECTION 5. This Resolution takes effect immediately upon its passage, the public welfare requiring it.

APPROVED this ____ day of April, 2021.

MAYOR

TREASURER

Policy or Form

G. O. 110 Discretion
G. O. 104 Jurisdiction And Mutual Aid
G. O. 103 Written Policy System
G. O. 102 Limits Of Authority
G. O. 101 Law Enforcement Function, Oath Of Office And Code Of Ethics
G. O. 109 Bias Based Policing
G. O. 107 Strip And Body Cavity Searches
G. O. 106 Investigatory Stop Policy
G. O. 105 Harassment And Discrimination
G. O. 111 Duty To Intervene
G. O. 1009 Freedom of Information
G. O. 202.B Goals and Objectives
G. O. 205 Administrative Reporting
G. O. 208 Public Information Media
G. O. 210 Fiscal Management
G. O. 203 Unity of Command - Span of Control
G. O. 204 Authority and Responsibility
G. O. 207 Audits; Line and Staff Inspections and Inventory Controls
G. O. 202.A Mission and Values
G. O. 201 Organizational Structure
G. O. 209 Uniform Standards and Dress Code
G. O. 206 Recording Police Activity
G. O. 304 Impact Weapon
G. O. 310 Officer Involved Shooting
G. O. 307 Firearms
G. O. 308 Patrol Rifles
G. O. 306 Emergency Operation and Pursuit Policy
G. O. 301 Use of Force General
G. O. 305 Reporting and Investigation Force
G. O. 303 Chemical Agent
G. O. 302 Electronic Control Weapon
G. O. 309 Canine Policy
G. O. 402 Investigating Misconduct and Citizen Complaint
G. O. 403 Discipline Policy
G. O. 401 Citizen Complaint
G. O. 501 Patrol Administration
G. O. 502 Vehicle Operations
G. o. 503 Equipment
G. O. 504 Complaint of Missing or Lost Persons
G. O. 505 Domestic Violence Investigations
G. O. 506 Responding to Individuals in Crisis, with Mental Illness, or Homeless
G. O. 507 Arrest Processing
G. O. 509 Traffic Enforcement
G. O. 512 Mobile Data Computers
G. O. 608 Confidential Informants
G. O. 616 Death Notifications

G. O. 604 Collection of Evidence - Operations
G. O. 611 School Resource Officers
G. O. 817 Off Duty and Secondary Employment
G. O. 310 (Appendix A) Officer Involved Shooting (2)
G. O. 817.B Off-Duty Employment Request Form
G. O. 305.A Use of Force Report Form
G. O. 817.A Off-Duty Employer Information Form
G. O. 201.B Organizational Chart 11-2020
G. O. 107A Authorization For Strip Search Form

Fire Chief
Richard Griggs



Phone:(901) 476-2578

City of Covington

OFFICE OF THE FIRE CHIEF

P.O. Box 768

Covington, Tennessee 38019

Mayor
Justin Hanson



Fax: (901) 476-9800

Covington Fire Department

Report for March 23,2021

1. Community Events: Farm Bureau board meeting to discuss burn permits, and grain bin rescue. Tennessee Fire Chiefs Meeting in Jackson Tn.
2. Volunteer Hours: 24 hours worked by Volunteers in the month of February.
3. Run Report for February 18th -March 24th ,2021 attached. Total calls for 2021.
4. County coverage area collections to date for 2021- \$79,202.00
5. Personnel report: Full Staff.
6. Budget request for 2021-22 budget year. 3 Personnel, Vehicle, Floor refinish.
7. Inservice training: EMS Refresher, Railcar, SIDS Prevention, and CPR are complete.
8. The Scheduled Grain Bin Rescue class was postponed, Michael Harris and Clay Kelley have reached out to the grain bin companies and they have purchased the rescue tools for this class and will be donated to The Covington Fire Department.
9. Care Report-(Free Smoke Alarms) call (901)-476-2578 to schedule.
10. Volunteer Firefighter Orientation will be April 1st, 2021 at Station One.

Covington Fire Department

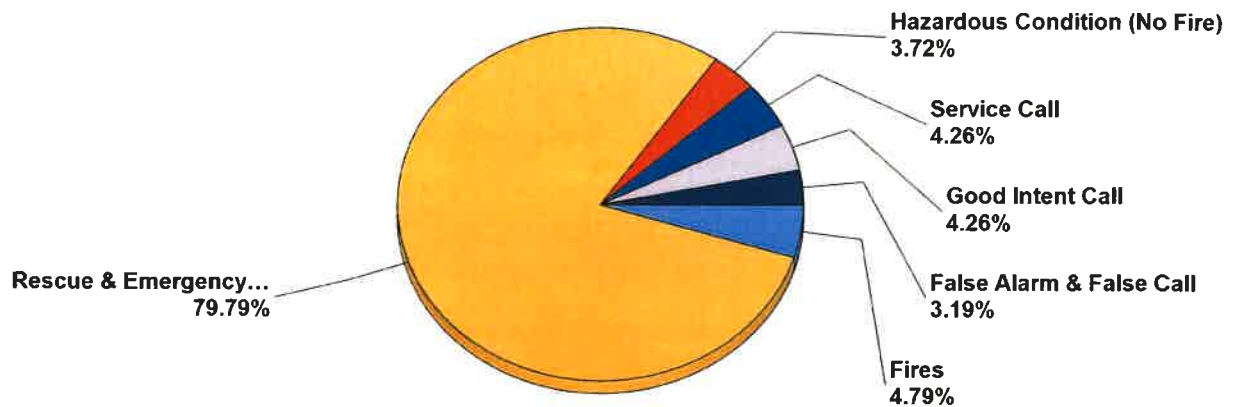
Covington, TN

This report was generated on 3/18/2021 9:25:28 AM



Breakdown by Major Incident Types for Date Range

Zone(s): All Zones | Start Date: 02/18/2021 | End Date: 03/24/2021



MAJOR INCIDENT TYPE	# INCIDENTS	% of TOTAL
Fires	9	4.79%
Rescue & Emergency Medical Service	150	79.79%
Hazardous Condition (No Fire)	7	3.72%
Service Call	8	4.26%
Good Intent Call	8	4.26%
False Alarm & False Call	6	3.19%
TOTAL	188	100%

Only REVIEWED and/or LOCKED IMPORTED incidents are included. Summary results for a major incident type are not displayed if the count is zero.



emergencyreporting.com
Doc Id: 553
Page # 1 of 2

Detailed Breakdown by Incident Type		
INCIDENT TYPE	# INCIDENTS	% of TOTAL
111 - Building fire	2	1.06%
113 - Cooking fire, confined to container	1	0.53%
131 - Passenger vehicle fire	1	0.53%
138 - Off-road vehicle or heavy equipment fire	1	0.53%
142 - Brush or brush-and-grass mixture fire	1	0.53%
143 - Grass fire	2	1.06%
151 - Outside rubbish, trash or waste fire	1	0.53%
311 - Medical assist, assist EMS crew	9	4.79%
321 - EMS call, excluding vehicle accident with injury	134	71.28%
322 - Motor vehicle accident with injuries	5	2.66%
350 - Extrication, rescue, other	1	0.53%
352 - Extrication of victim(s) from vehicle	1	0.53%
412 - Gas leak (natural gas or LPG)	4	2.13%
440 - Electrical wiring/equipment problem, other	1	0.53%
443 - Breakdown of light ballast	2	1.06%
500 - Service Call, other	1	0.53%
510 - Person in distress, other	1	0.53%
520 - Water problem, other	1	0.53%
522 - Water or steam leak	1	0.53%
551 - Assist police or other governmental agency	2	1.06%
552 - Police matter	1	0.53%
553 - Public service	1	0.53%
611 - Dispatched & cancelled en route	6	3.19%
651 - Smoke scare, odor of smoke	2	1.06%
700 - False alarm or false call, other	1	0.53%
730 - System malfunction, other	1	0.53%
733 - Smoke detector activation due to malfunction	1	0.53%
735 - Alarm system sounded due to malfunction	2	1.06%
743 - Smoke detector activation, no fire - unintentional	1	0.53%
TOTAL INCIDENTS:	188	100%

Only REVIEWED and/or LOCKED IMPORTED incidents are included. Summary results for a major incident type are not displayed if the count is zero.

Covington Fire Department

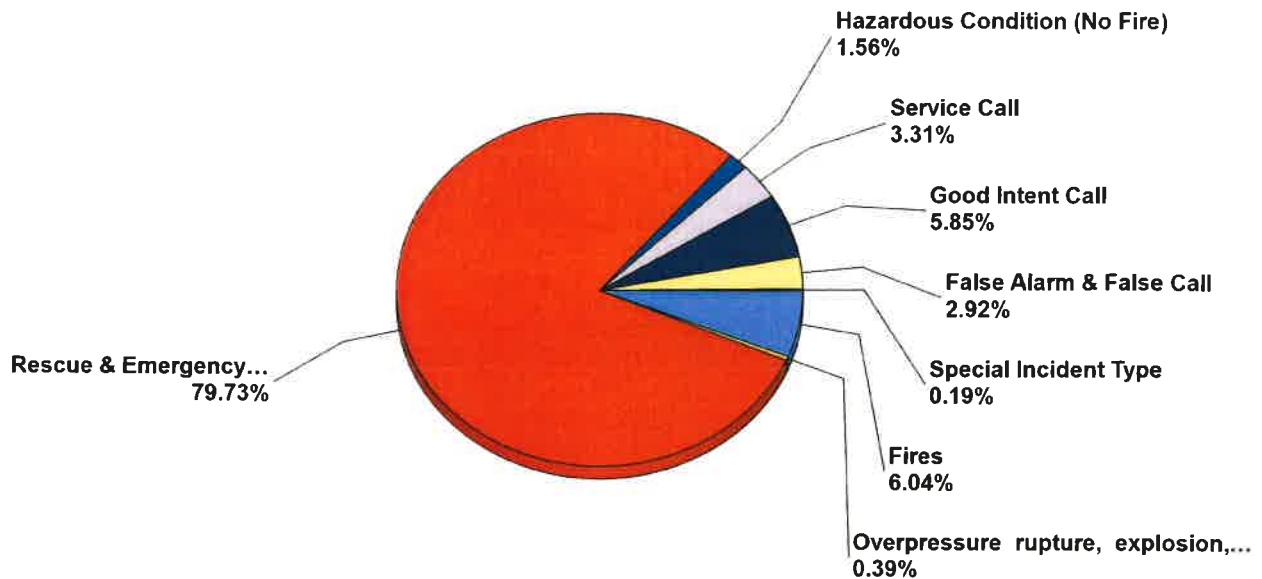
Covington, TN

This report was generated on 3/18/2021 9:25:44 AM



Breakdown by Major Incident Types for Date Range

Zone(s): All Zones | Start Date: 01/01/2021 | End Date: 12/31/2021



MAJOR INCIDENT TYPE	# INCIDENTS	% of TOTAL
Fires	31	6.04%
Overpressure rupture, explosion, overheating - no fire	2	0.39%
Rescue & Emergency Medical Service	409	79.73%
Hazardous Condition (No Fire)	8	1.56%
Service Call	17	3.31%
Good Intent Call	30	5.85%
False Alarm & False Call	15	2.92%
Special Incident Type	1	0.19%
TOTAL	513	100%

Only REVIEWED and/or LOCKED IMPORTED incidents are included. Summary results for a major incident type are not displayed if the count is zero.



emergencyreporting.com
Doc Id: 553
Page # 1 of 2

Detailed Breakdown by Incident Type		
INCIDENT TYPE	# INCIDENTS	% of TOTAL
111 - Building fire	9	1.75%
113 - Cooking fire, confined to container	2	0.39%
131 - Passenger vehicle fire	7	1.36%
138 - Off-road vehicle or heavy equipment fire	1	0.19%
142 - Brush or brush-and-grass mixture fire	2	0.39%
143 - Grass fire	6	1.17%
151 - Outside rubbish, trash or waste fire	2	0.39%
161 - Outside storage fire	2	0.39%
251 - Excessive heat, scorch burns with no ignition	2	0.39%
311 - Medical assist, assist EMS crew	37	7.21%
320 - Emergency medical service, other	2	0.39%
321 - EMS call, excluding vehicle accident with injury	351	68.42%
322 - Motor vehicle accident with injuries	11	2.14%
324 - Motor vehicle accident with no injuries.	5	0.97%
350 - Extrication, rescue, other	2	0.39%
352 - Extrication of victim(s) from vehicle	1	0.19%
412 - Gas leak (natural gas or LPG)	5	0.97%
440 - Electrical wiring/equipment problem, other	1	0.19%
443 - Breakdown of light ballast	2	0.39%
500 - Service Call, other	1	0.19%
510 - Person in distress, other	8	1.56%
520 - Water problem, other	1	0.19%
522 - Water or steam leak	1	0.19%
551 - Assist police or other governmental agency	2	0.39%
552 - Police matter	2	0.39%
553 - Public service	1	0.19%
561 - Unauthorized burning	1	0.19%
611 - Dispatched & cancelled en route	23	4.48%
622 - No incident found on arrival at dispatch address	4	0.78%
651 - Smoke scare, odor of smoke	2	0.39%
652 - Steam, vapor, fog or dust thought to be smoke	1	0.19%
700 - False alarm or false call, other	1	0.19%
711 - Municipal alarm system, malicious false alarm	1	0.19%
730 - System malfunction, other	1	0.19%
733 - Smoke detector activation due to malfunction	2	0.39%
735 - Alarm system sounded due to malfunction	4	0.78%
741 - Sprinkler activation, no fire - unintentional	2	0.39%
743 - Smoke detector activation, no fire - unintentional	1	0.19%
745 - Alarm system activation, no fire - unintentional	3	0.58%
900 - Special type of incident, other	1	0.19%
TOTAL INCIDENTS:	513	100%

Only REVIEWED and/or LOCKED IMPORTED incidents are included. Summary results for a major incident type are not displayed if the count is zero.



2021/2022

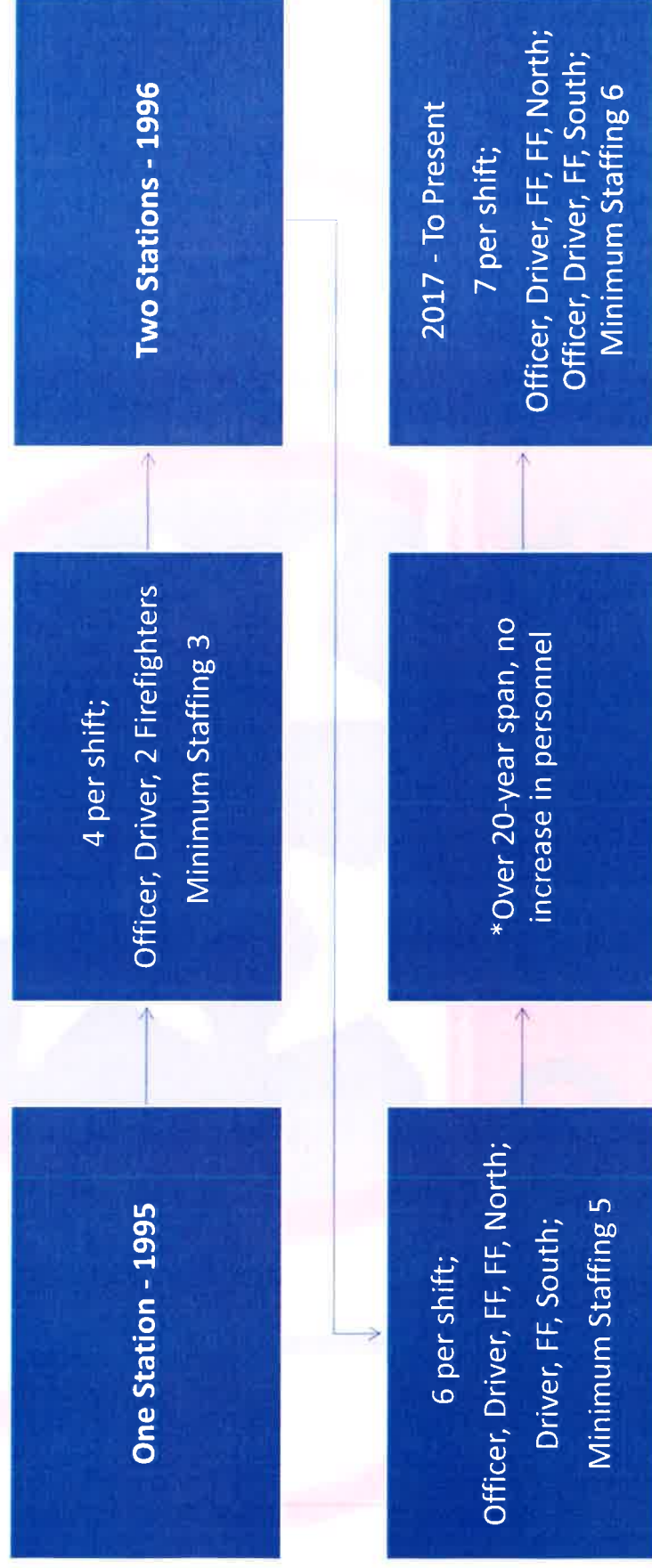
Budget Request

Covington Fire Department Mission

The Covington Fire Department consists of qualified professional who prepare for, respond to, and mitigate from all emergencies, that include natural and man-made disasters, in the City of Covington and Tipton County by providing fire protection, fire prevention, EMS, Hazmat, technical rescue, fire investigation, code enforcement, and support for community events, with pride, honor, and integrity.

"Serving Our Community with Pride, Honor, and Integrity"

Covington Fire Department History



Covington Fire Department History

ISO Class 4 Fire Department



ISO Class 2 Fire Department

- February 1, 2020 new ISO Rating in effect. This was a monumental event for the department and our City.

1996-2013

2019 REVIEWED

Call Volume

- 2009- 1381 Calls for Service-38 Structure Fires
- 2010 - 1604 Calls for Service-46 Structure Fires
- 2011-1636 Calls for Service-32 Structure Fires
- 2012 -1797 Calls for Service-31 Structure Fires
- 2013-1889 Calls For Service -38 Structure Fires
- 2014- 1937 Calls for Service-46 Structure Fires
- 2015-2131 Calls for Service-46 Structure Fires
- 2016-2217 Calls For Service-53 Structure Fires
- 2017- 2076 Calls for Service-41 Structure Fires
- 2018- 2238 Calls For Service-47 Structure Fires
- 2019-1970 Calls For Service -32 Structure Fires
- 2020-2276 Calls For Service-40 Structure Fires
- 64% INCREASE FROM 2009

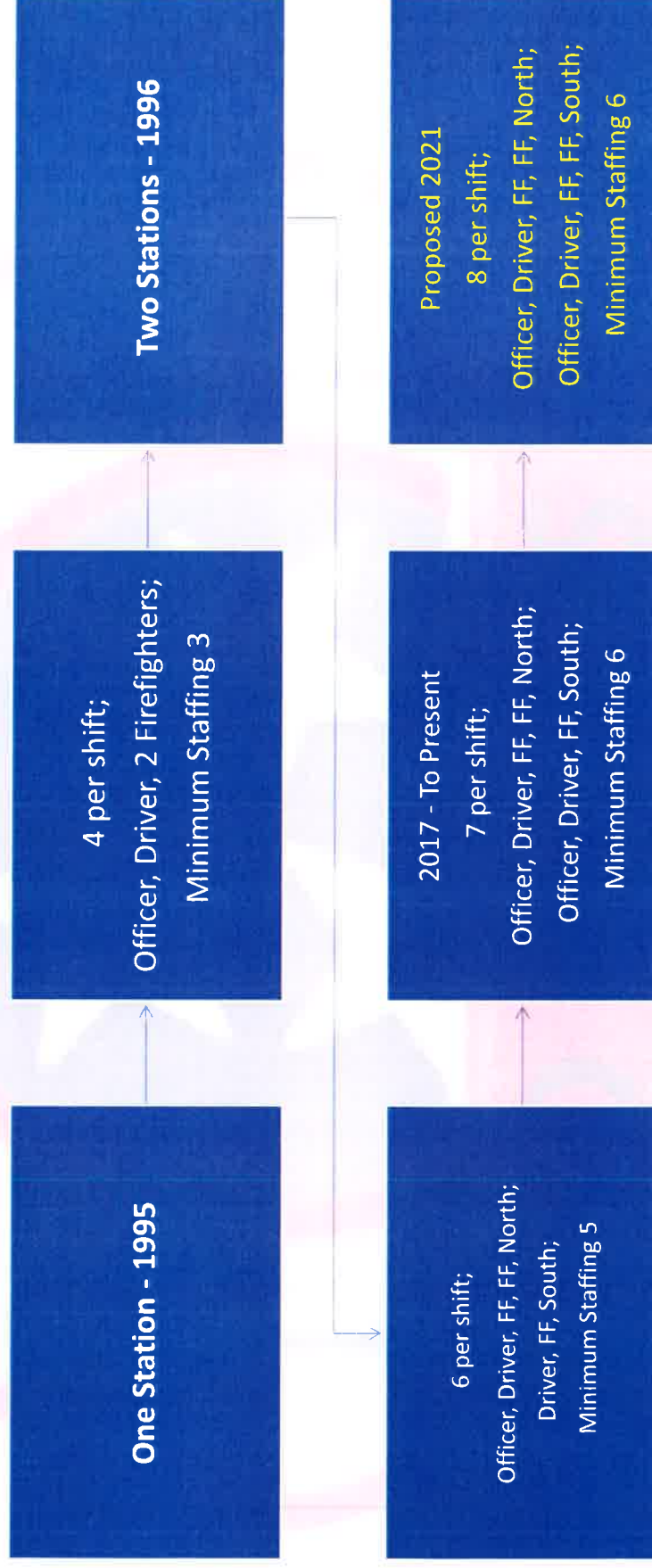
CFD personnel are All Hazards
Responders. Our Firefighters are
more than “just firefighters”.



Operations Division Services

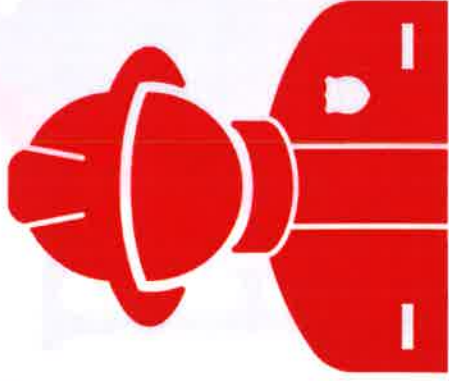
- Fire Suppression
- BLS/ALS EMS Non-transport service
- Rope Rescue
- Confined Space Rescue
- Water Rescue
- First Due response to 95 sq. miles
- Vehicle Extrication to 220 sq miles of Tipton County
- Hazardous Materials Response to all of Tipton County

Covington Fire Department



What do we want?

We are looking to increase the number of “front line” trained firefighters to enhance our ability to comply with staffing, response and operational standards established by the NFPA.



National Standards

NFPA 1710

- 5.2.3.1

Engine Companies – These companies shall be staffed with a minimum of four on-duty members

NFPA 1710

- 5.2.4.1 (9)

Deployment – Single Family Dwelling Initial Full Alarm Assignment

Total effective response force with a minimum of 16 (17 if an aerial device is used)

"Firefighting has always been labor intensive and remains so."

"To effectively perform firefighting task simultaneously and in close coordination is manpower intensive."

"A Fire Department that can not properly serve its jurisdiction leaves everyone at risk."





Overtime by Shift Shortage

- 2016 - 2138 Hrs. @ \$35/hr. = \$74,830
- 2017 - 3325 Hrs. @ \$35/hr. = \$116,392.50
- 2018 - 2864 Hrs. @ \$35/hr. = \$100,240.00
- 2019 - 3450 Hrs. @ \$35/hr. = \$120,750.00
- 2020 - 4010 Hrs. @ \$35/hr. = \$140,350.00

**OVERTIME FOR YEARS:
2016, 2017, 2018, 2019, 2020, AND 2021
W/E 1-1-2021 TO W/E 2-5-2021**

2016 OVERTIME	TOTAL	2017 OVERTIME	TOTAL	2018 OVERTIME	TOTAL	2019 OVERTIME	TOTAL
COUNTY FIRE OT	33	COUNTY FIRE OT	19	COUNTY FIRE OT	0	COUNTY FIRE OT	89
COUNTY FIRE CALL IN	792	COUNTY FIRE CALL IN	634	COUNTY FIRE CALL IN	736	COUNTY FIRE CALL IN	767
COUNTY WRECK OT	62	COUNTY WRECK OT	42	COUNTY WRECK OT	95	COUNTY WRECK OT	50
COUNTY WRECK CALL IN	206	COUNTY WRECK CALL IN	265	COUNTY WRECK CALL IN	231	COUNTY WRECK CALL IN	92
COUNTY MUTUAL AID	48	COUNTY MUTUAL AID	121	COUNTY MUTUAL AID	124	COUNTY MUTUAL AID	24
SHIFT SHORTAGE OT	213	SHIFT SHORTAGE OT	332.5	SHIFT SHORTAGE OT	288.4	SHIFT SHORTAGE OT	345.0
WEATHER RELATED OT	162	WEATHER RELATED OT	48	WEATHER RELATED OT	321	TRAINING OT	4
TRAINING OT	181	TRAINING OT	156	TRAINING OT	43	ARSON INV OT	11
ARSON INV OT	74	ARSON INV OT	38	ARSON INV OT	23	EMS/FIRE CALL PASS 7:00 A.M.	38
CALLS PASS 7:00 A.M.	82	CALLS PASS 7:00 A.M.	26	EMS CALL PASS 7:00 A.M.	43	CITY FIRE CALL IN	15
CITY FIRE CALL IN	129	CITY FIRE CALL IN	47	CITY FIRE CALL IN	33	PARADE	18
COURT	10	PARAMEDIC SCHOOL OT	231	PARAMEDIC SCHOOL OT	1141	PICK UP OR DELIVER TRUCK	11
PICK UP OR DELIVER TRUCK OR HOSE	39	PARADE	36	PARADE	48	FLSA	1845
FLSA	28	CITY FIRE OT	43	CITY FIRE OT	88	HAZMAT TRAINING	5
PARADISE CHURCH PUB ED	1539	PICK UP OR DELIVER TRUCK	18	TANKER TO AL	50	HAZMAT TRAINING	470
PARADISE CHURCH PUB ED	7	FLSA	2047	TOOK TO AIRPORT	3	ALONZO LN WATER RESCUE	54
*HAZMAT TRAINING	102	BBQ FEAST	30	PICK UP PARTS IN MPHS	6	COVERED FOR LT INTERVIEW	8
INSPECTIONS	56	HAZMAT COUNTY CALL IN	24	BBQ FEAST	25	BBQ FEAST	15
TN TASK FORCE BACK FILL	10	COUNTY BOMB CALL	9	TOMMY EMS BOARD	24	HAZMAT COUNTY CALL IN	15
BBQ FEAST	35	STAFF MEETING	14	COUNTY PROPANE LEAK	21	MANATORY MEETING/TRAINING	12
HAZMAT COUNTY CALL IN	36	GAS LEAK IN COUNTY	6	STAFF COMM MEETING	6	HAZMAT SCHOOL COVERAGE	123
HOLIDAY	164	COURT	12	FLSA	1737	GRAND TOTAL	7116
DEBRIEFING	48	DRUG TEST	1.5	GRAND TOTAL	7662		
GRAND TOTAL	5985	GRAND TOTAL	7193				

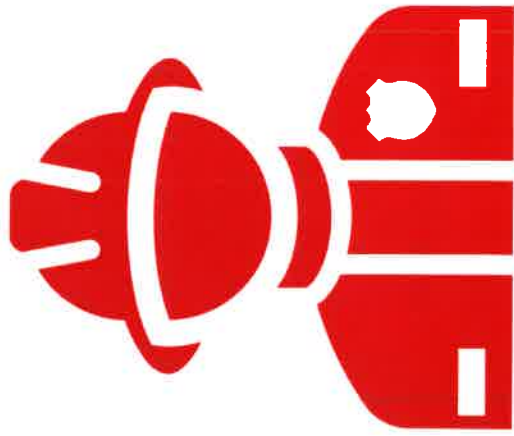
2020 OVERTIME	TOTAL	2021 OVERTIME	TOTAL
COUNTY FIRE OT	5	COUNTY FIRE CALL IN	102
COUNTY FIRE CALL IN	852	COUNTY WRECK CALL IN	18
COUNTY WRECK OT	84	COUNTY MUTUAL AID	36
COUNTY WRECK CALL IN	72	SHIFT SHORTAGE OT	240
COUNTY MUTUAL AID	8	TRAINING OT	28
SHIFT SHORTAGE OT	401.0	CALLS PASS 7:00 A.M.	2
TRAINING OT	756	CITY FIRE CALL IN	27
ARSON INV OT	37	FLSA	207
CALLS PASS 7:00 A.M.	33	GRAND TOTAL	660
CITY FIRE CALL IN	12		
INSPECTIONS	2		
PARADE	2		
FLSA	1809		
MANATORY MEETING/TRAINING	34		
COUNTY BLDG COLLAPSED	27		
TOTAL LEADERSHIP	9		
COUNTY RESCUE CALLEMS	33		
GEORGE FLOYD PROTEST	8		
STATION STAFFING	9		
OT FOR BD & GT FIT TEST	4		
SPECIAL EVENT P2P	28		
GRAND TOTAL	7834		

2020 OVERTIME	TOTAL	2021 OVERTIME	TOTAL
COUNTY FIRE OT	5	COUNTY FIRE CALL IN	102
COUNTY FIRE CALL IN	852	COUNTY WRECK CALL IN	18
COUNTY WRECK OT	84	COUNTY MUTUAL AID	36
COUNTY WRECK CALL IN	72	SHIFT SHORTAGE OT	240
COUNTY MUTUAL AID	8	TRAINING OT	28
SHIFT SHORTAGE OT	401.0	CALLS PASS 7:00 A.M.	2
TRAINING OT	756	CITY FIRE CALL IN	27
ARSON INV OT	37	FLSA	207
CALLS PASS 7:00 A.M.	33	GRAND TOTAL	660
CITY FIRE CALL IN	12		
INSPECTIONS	2		
PARADE	2		
FLSA	1809		
MANATORY MEETING/TRAINING	34		
COUNTY BLDG COLLAPSED	27		
TOTAL LEADERSHIP	9		
COUNTY RESCUE CALLEMS	33		
GEORGE FLOYD PROTEST	8		
STATION STAFFING	9		
OT FOR BD & GT FIT TEST	4		
SPECIAL EVENT P2P	28		
GRAND TOTAL	7834		



Overtime Budgets

- 2019 \$151,000
YTD Expenditures \$288,570.24
Unencumbered Balance - \$137,570.24
- 2020 \$151,000
YTD Expenditures \$230,542.04
Unencumbered Balance - \$79,542.04
- 2021 \$160,000
YTD Expenditures 250,000.00 est.
Unencumbered Balance - \$90,000.00



Sufficient Staffing by the numbers

CFD Firefighters average 16 shifts @ 24 hours = 384 hours of annual leave/firefighter

384 Hours of leave x 21 Firefighters = 8,064 hours of leave time per year

A group works roughly 120 shifts per year = 2880 hours of duty
2880 – 384 = 2496 Net Annual Work Cycle

8,064 Total Hours of Duty for CFD divided by 2,496 net annual work cycle =
3.23 additional needed positions

What does it really cost for 3 Firefighters?



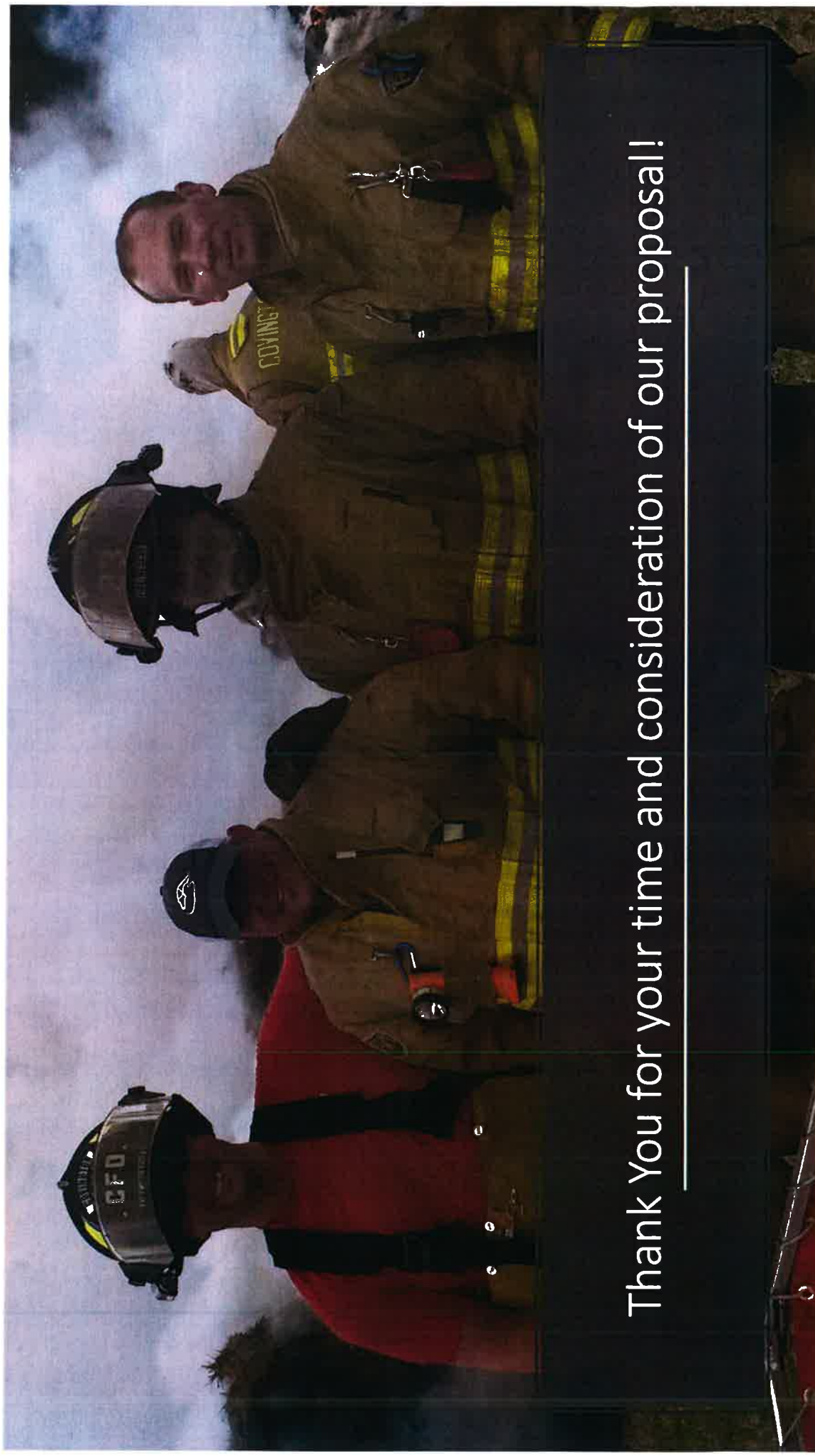
\$45,253.14 salary



\$13,575.94 fringe
benefits



\$58,829.08 X 3 =
\$176,487.24 Annually



Thank You for your time and consideration of our proposal!



Pride – Honor – Integrity

Covington Fire Dept. CARE/911 Alternative Program

Monthly Report – March, 2021

- General Office Duties
- Three visits to Magnolia Creek Nursing and Rehabilitation
- March monthly Inspection of Fire equipment – Medical – my Infection Control Officer Duties, all equipment passed
- Zoom meeting – West Star African American Leadership Conference Committee Meeting
- Completed Two AHA BLS recertification classes
- Completed Five AHA Heart Saver 1stAid CPR AED recertification classes
- Installed Thirty-six smoke Alarms
- Approximately Forty welfare checks
- Assisted on Five EMS calls
- Nine visits to Baptist Hospital Tipton Emergency Room Department
- Zoom meeting – Drug Free Tipton
- Completed BENCHMARK MEDICAL SERVICES 2021 Covington Fire Department EMS training