

FIRE CHIEF  
RICHARD GRIGGS



Phone: (901) 476-2578

# CITY OF COVINGTON

OFFICE OF THE FIRE CHIEF

P.O. Box 768  
COVINGTON, TENNESSEE 38019

MAYOR  
JAN WADE HENSLEY



Fax: (901) 476-9800

Covington Fire Department

Report for May 25, 2023

1. Community Events: Attended the DSCC Spring fest, Express Chevrolet car giveaway, Neighborhood watch meeting 1803 Kimbrough, Covington Strong event, Tipton County Sheriff's Law Enforcement memorial, Canaan, and St. Johns cookout at alumni center.
2. Volunteer Hours: 15 hours worked by Volunteers in April.
3. Run Report for April 20<sup>th</sup> – May 18<sup>th</sup> ----2023-Total.
4. County coverage area collections 2023: \$79,800.00
5. Station Update: Door sections ordered for South Station. One repaired, fence. Radio Building roof repaired, Radio antennas & repeater. Weather sirens @ Church of Christ, and Crestview were damaged in storm.
6. Severe weather sirens: see list and bid provided. Explain Hazzard Mitigation Grant Process.
7. Radio repair -see attached.
8. Training- The CFD completed the Advanced Medical Life Support hosted by Hospital Wing, Lt. Moss completed the Volunteer recruitment managers class in Franklin. Inservice class Extrication was completed 5/18/23, Advanced Extrication will be provided in the fall date TBD.
9. CSX-Train Derailment-Mason Tn.
10. Budget request to county for an increase.
11. (Free Smoke Alarms) call (901)-476-2578 to schedule.

FIRE CHIEF  
RICHARD GRIGGS



Phone:(901) 476-2578

# CITY OF COVINGTON

*OFFICE OF THE FIRE CHIEF*

P.O. Box 768  
COVINGTON, TENNESSEE 38019

MAYOR  
JAN WADE HENSLEY



Fax: (901) 476-9800

12. Fire Inspection Report: See attached for review.
13. Staff Update: Two on FML.
14. Thank you for your continued support for the Covington Fire Department.

**APRIL 2023**

<b>EMP #</b>	<b>NAME</b>	<b>CALL IN HOURS</b>	<b>SHIFT TRAINING HOURS</b>	<b>TOTAL</b>	<b>TOTAL AFTER -24 HOURS</b>
1349	DUVALE DEAN	9	0	9	
1012	CODY FAULK	3	0	3	
914	CODY PEELER	3	0	3	
623	BAKER MCCOOL	0	0	0	
			<b>TOTAL</b>	<b>15</b>	<b>0</b>

**CERTIFIED PAYROLL SIGNATURE:**\_\_\_\_\_

**DATE:** 5/1/2023

# Covington Fire Department

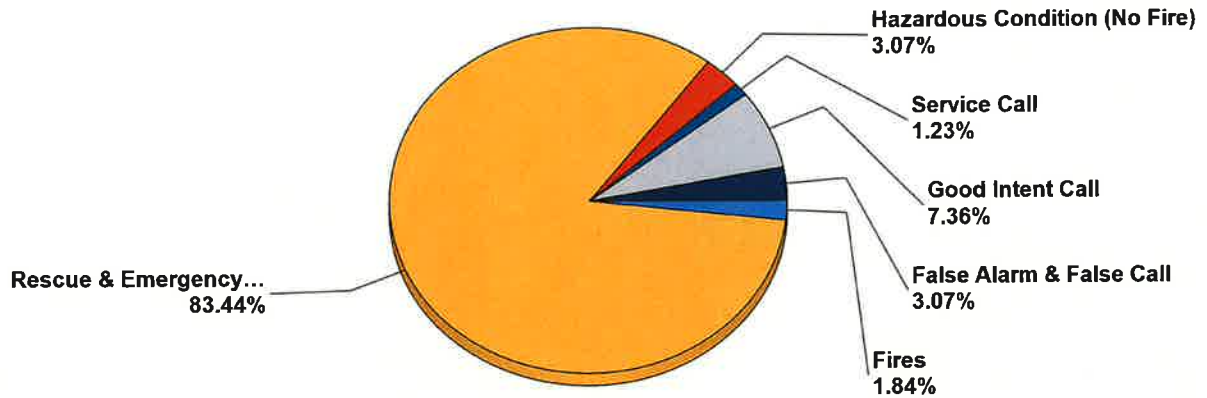
Covington, TN

This report was generated on 5/18/2023 1:06:42 PM



## Breakdown by Major Incident Types for Date Range

Zone(s): All Zones | Start Date: 04/20/2023 | End Date: 05/18/2023



MAJOR INCIDENT TYPE	# INCIDENTS	% of TOTAL
Fires	3	1.84%
Rescue & Emergency Medical Service	136	83.44%
Hazardous Condition (No Fire)	5	3.07%
Service Call	2	1.23%
Good Intent Call	12	7.36%
False Alarm & False Call	5	3.07%
<b>TOTAL</b>	<b>163</b>	<b>100%</b>

Only REVIEWED and/or LOCKED IMPORTED incidents are included. Summary results for a major incident type are not displayed if the count is zero.



emergencyreporting.com  
Doc Id: 553  
Page # 1 of 2

Detailed Breakdown by Incident Type		
INCIDENT TYPE	# INCIDENTS	% of TOTAL
111 - Building fire	1	0.61%
131 - Passenger vehicle fire	1	0.61%
138 - Off-road vehicle or heavy equipment fire	1	0.61%
311 - Medical assist, assist EMS crew	8	4.91%
321 - EMS call, excluding vehicle accident with injury	116	71.17%
322 - Motor vehicle accident with injuries	8	4.91%
324 - Motor vehicle accident with no injuries.	4	2.45%
412 - Gas leak (natural gas or LPG)	1	0.61%
413 - Oil or other combustible liquid spill	1	0.61%
441 - Heat from short circuit (wiring), defective/worn	1	0.61%
445 - Arcing, shorted electrical equipment	1	0.61%
460 - Accident, potential accident, other	1	0.61%
510 - Person in distress, other	2	1.23%
611 - Dispatched & cancelled en route	9	5.52%
622 - No incident found on arrival at dispatch address	1	0.61%
651 - Smoke scare, odor of smoke	2	1.23%
700 - False alarm or false call, other	1	0.61%
745 - Alarm system activation, no fire - unintentional	4	2.45%
<b>TOTAL INCIDENTS:</b>	<b>163</b>	<b>100%</b>

Only REVIEWED and/or LOCKED IMPORTED incidents are included. Summary results for a major incident type are not displayed if the count is zero.

# Covington Fire Department

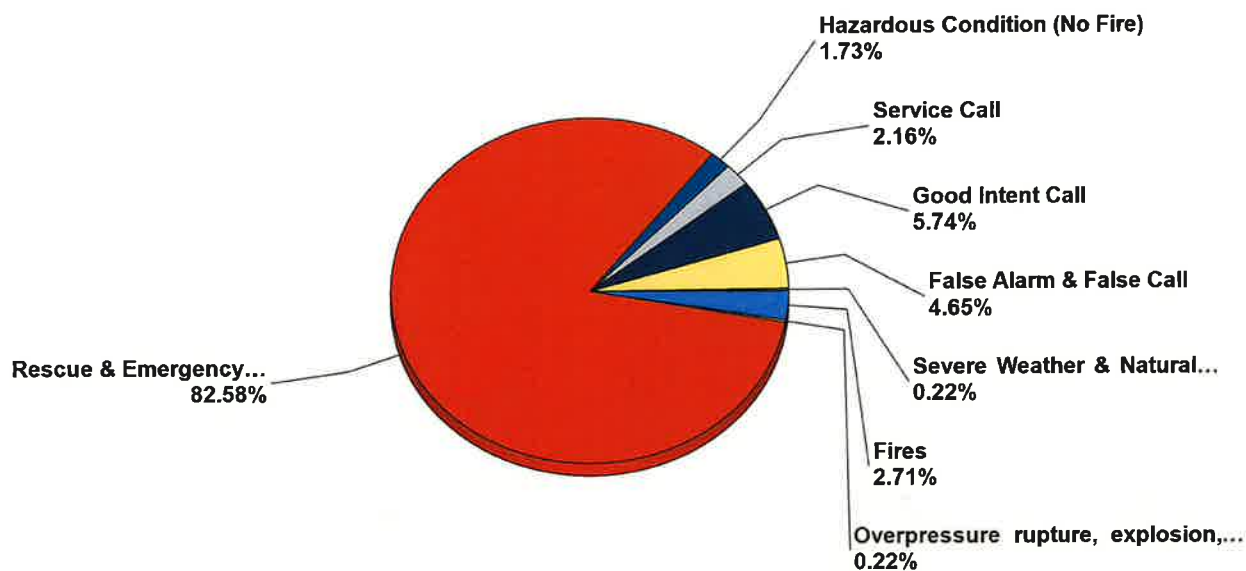
Covington, TN

This report was generated on 5/18/2023 12:53:21 PM



## Breakdown by Major Incident Types for Date Range

Zone(s): All Zones | Start Date: 01/01/2023 | End Date: 12/31/2023



MAJOR INCIDENT TYPE	# INCIDENTS	% of TOTAL
Fires	25	2.71%
Overpressure rupture, explosion, overheating - no fire	2	0.22%
Rescue & Emergency Medical Service	763	82.58%
Hazardous Condition (No Fire)	16	1.73%
Service Call	20	2.16%
Good Intent Call	53	5.74%
False Alarm & False Call	43	4.65%
Severe Weather & Natural Disaster	2	0.22%
<b>TOTAL</b>	<b>924</b>	<b>100%</b>

Only REVIEWED and/or LOCKED IMPORTED incidents are included. Summary results for a major incident type are not displayed if the count is zero.



emergencyreporting.com  
Doc Id: 553  
Page # 1 of 2



Detailed Breakdown by Incident Type		
INCIDENT TYPE	# INCIDENTS	% of TOTAL
111 - Building fire	8	0.87%
118 - Trash or rubbish fire, contained	1	0.11%
121 - Fire in mobile home used as fixed residence	1	0.11%
131 - Passenger vehicle fire	8	0.87%
138 - Off-road vehicle or heavy equipment fire	1	0.11%
141 - Forest, woods or wildland fire	1	0.11%
142 - Brush or brush-and-grass mixture fire	1	0.11%
143 - Grass fire	4	0.43%
221 - Overpressure rupture of air or gas pipe/pipeline	1	0.11%
223 - Air or gas rupture of pressure or process vessel	1	0.11%
311 - Medical assist, assist EMS crew	70	7.58%
321 - EMS call, excluding vehicle accident with injury	641	69.37%
322 - Motor vehicle accident with injuries	31	3.36%
324 - Motor vehicle accident with no injuries.	16	1.73%
331 - Lock-in (if lock out , use 511 )	1	0.11%
352 - Extrication of victim(s) from vehicle	1	0.11%
363 - Swift water rescue	2	0.22%
381 - Rescue or EMS standby	1	0.11%
400 - Hazardous condition, other	1	0.11%
412 - Gas leak (natural gas or LPG)	9	0.97%
413 - Oil or other combustible liquid spill	2	0.22%
441 - Heat from short circuit (wiring), defective/worn	1	0.11%
444 - Power line down	1	0.11%
445 - Arcing, shorted electrical equipment	1	0.11%
460 - Accident, potential accident, other	1	0.11%
500 - Service Call, other	4	0.43%
510 - Person in distress, other	10	1.08%
511 - Lock-out	2	0.22%
522 - Water or steam leak	1	0.11%
531 - Smoke or odor removal	1	0.11%
551 - Assist police or other governmental agency	1	0.11%
561 - Unauthorized burning	1	0.11%
600 - Good intent call, other	1	0.11%
611 - Dispatched & cancelled en route	38	4.11%
622 - No incident found on arrival at dispatch address	6	0.65%
631 - Authorized controlled burning	1	0.11%
651 - Smoke scare, odor of smoke	6	0.65%
652 - Steam, vapor, fog or dust thought to be smoke	1	0.11%
700 - False alarm or false call, other	8	0.87%
711 - Municipal alarm system, malicious false alarm	1	0.11%
735 - Alarm system sounded due to malfunction	1	0.11%
743 - Smoke detector activation, no fire - unintentional	1	0.11%
745 - Alarm system activation, no fire - unintentional	31	3.36%
746 - Carbon monoxide detector activation, no CO	1	0.11%
800 - Severe weather or natural disaster, other	1	0.11%
813 - Wind storm, tornado/hurricane assessment	1	0.11%
<b>TOTAL INCIDENTS:</b>	<b>924</b>	<b>100%</b>

Only REVIEWED and/or LOCKED IMPORTED incidents are included. Summary results for a major incident type are not displayed if the count is zero.

Yearly Totals

Year	Total
2008	\$55,600.00
2009	\$53,950.00
2010	\$52,550.00
2011	\$53,900.00
2012	\$54,300.00
2013	\$55,400.00
2014	\$55,550.00
2015	\$57,400.00
2016	\$84,100.00
2017	\$80,295.00
2018	\$79,625.00
2019	\$80,320.00
2020	\$79,870.00
2021	\$82,840.00
2022	\$82,255.00
2023	\$79,800.00

Total: \$1,087,755.00





## **INVITATION TO BID**

The City of Covington Fire Department at 101 Tennessee Ave. Covington Tn. 38019 is seeking bids for Outdoor Warning Siren Repairs and Upgrades --

### **Category:**

## **Siren Repairs and Upgrades**

### **Loon Lane Upgrade**

#### **Description of Work:**

Needs transformer rectifier added to current setup to support AC and DC battery backup during normal operations of the siren. Power is already at the Pole but must be upgraded to 240VAC to support the Transformer. This needs to be a turnkey job.

- Needs 240 VAC to 48VDC Transformer PN: 2001TRBP.
- 30/30 Circuit Breaker and Box
- 5/8 copper ground rod with #4 solid core copper ground wire
- Parts and labor for installation and removal of old equipment

### **Church Siren Upgrades and Repairs**

#### **Description of Work:**

Needs Siren Cabinet taken down and replaced by the Federal Signal cabinet listed below. A transformer rectifier needs to be added in addition to the new cabinet to support AC and DC battery backup during normal operation. Power is already at the pole but must be upgraded to 240VAC to support the transformer. This needs to be a turnkey job.

- Needs Replacement Federal Signal Siren Cabinet PN: DCFCTBD
- Two Way Low Band Radio 37 MHZ Band
- 4 12VDC Batteries (Must Meet The Approved Federal Signal List)
- Needs 240 VAC to 48VDC Transformer PN: 2001TRBP.
- 30/30 Circuit Breaker and Box
- Grounding For Transformer and New Cabinet (Must Meet Factory Specification)
- Parts and labor for installation and removal of old equipment

## **Crestview Middle School Siren**

### **Description of Work:**

Needs Federal Signal Retrofit Charger Kit added to existing siren and 37 MHZ antenna installed on top of the cabinet. This needs to be a turnkey job.

- Retro fit charger PN: Q-DCCHG1
- NMO style 37 MHZ Antenna
- Parts and Labor to complete Job

**Bid Opening Date:** 6-1-2023.

**Bid Opening Time:** 2:00 P.M.

**Bid Opening Location:** Covington Fire Department 101 Tennessee Ave. Covington TN, 38019

The Locations can be viewed during normal business hours M-F 8:00am-5:00pm.

Bids will be accepted until 2:00 pm on Thursday June 1 ,2023, when at such time they will be publicly opened. The bid opening will take place at The Covington Fire Department, 101 Tennessee Ave. Covington TN, 38019. Bid envelopes shall be sealed and marked on the outside "Sealed Bid: Outdoor Warning Siren", to avoid premature opening. Bids must be in the same envelope and marked correctly.

The City of Covington reserves the right to accept and/or reject any or all or any portion of any bid and to waive any informality in the bid process. The City of Covington is an equal opportunity employer, drug-free workplace with policies of non-discrimination based on race, sex, religion, color, national or ethnic origin, age, disability, or military service.

## HMGP Mitigation Pre-Application Eligibility Questionnaire



Department of  
**Military**

**TEMA**

**Applicant Legal Name:\***

County, City, or Agency

Covington

**County:\***

Tipton

**TEMA Region:**

WEST

**Organization:**

Covington Fire Department

**Application Type:**

Local Government

☐ State Government

☐ Private Non-Profit (sponsored by government entity)


Does your community have a current FEMA approved multi-hazard mitigation plan?

☒ Yes ☐ No ☐ Unsure

If yes, what is the date of the plans approval?

 1/6/2022

If yes, when does your plan expire?

 1/6/2027

Is the community a member of good standing with the National Flood Insurance Program?

☒ Yes ☐ No ☐ Unsure

Does the community have a Title VI plan?

☒ Yes ☐ No ☐ Unsure

**Please choose the Hazard Mitigation Project\***

Miscellaneous Project ▼

**Please provide a brief but detailed synopsis of the proposed project**  
**\*Remember any potential project must be addressed in your local HMA Plan\*.\***

Replace 6 outdated outdoor warning sirens at strategic locations across city.

4922 //

**Is your community considered a small impoverished community?**☐ Yes☒ No☐ Unsure**Proposed Project Total Cost\***

The proposed project total cost for this HMPG Pre-Application Eligibility Questionnaire does not necessarily need to be precise however; it needs to be an estimate so we can have an idea as to the applicants' potential eligibility.

\$400,000

**Have you registered for a FEMA GO account?**☐ Yes☐ No☒ Unsure**Contact Information ▼**

**Salutation:**

Mr.



Ms.



Mrs.

**First Name:\***

Richard

**Last Name:\***

Griggs

**Title:**

Fire Chief

**Organization:**

Covington Fire Department

**Street Address:**

101 Tennessee Ave.

**City:**

Covington

**State:**

TN

**Zipcode:**

38019

**Telephone No:\***

901-476-2578

**Mobile No:**

901-484-8305

**Fax:**

901-476-9800

**Email:\***

RGRIGGS@COVINGTONTN.COM

Powered by ArcGIS Survey123



Jason Ellington, CET,R56,MCEI

Senior Technician

335 Bellvue Street

Jackson TN 38301

731-427-9851 Office

731-202-1587 Cell

[jason.ellington@iciwireless.com](mailto:jason.ellington@iciwireless.com)



**MOTOROLA  
SOLUTIONS**

Radio Solutions Channel Partner

April 17, 2023

Jeremy Channel

City of Covington Fire Department

101 Tennessee Ave.

Covington, TN 38019

Dear Jeremy,

This is in reference to the tornado that came through the city on the afternoon of Friday 31 March 2023. On Saturday 1 April 2023, I came and surveyed your site for damage. The tornado passed within a few hundred yards of the site. It damaged the VHF antenna bending it into the UHF antenna. All the coax going over the water tank bowl had been blown 10' out of where it was originally installed. This most certainly crimped the lines on top. All the coax lines were damaged by wind and debris from the top catwalk down to the bottom of the tower leg.

Inside of the equipment building there was power surge damage to the repeaters. The damage to the coax caused damage to the duplexer filtering equipment. Both the UHF and VHF repeaters were in alarm. Due to these repeaters no longer supported they will both need to be replaced.

If you need any further assistance, please contact me at 731-202-1587.

Warm regards,

Jason Ellington

Jason Ellington, CET,R56,MCEI,MCIE



**WE HAVE YOU COVERED !**

Memphis, TN | Batesville, MS | Tupelo, MS | Jackson, TN

**Call Toll Free 1.800.763.4412**

**Integrated LLC.**

Phone: 731-427-9851  
 Fax: 731-427-6741  
 335 Bellvue St.  
 Jackson, TN 38301

**Quote**No.: **3698**Date: **4/12/2023**

Prepared for:  
 Jeremy Channell  
 Covington Fire Department  
 101 Tennessee Avenue  
 Covington, TN 38019 U.S.A.

Prepared by: Alex Monroe  
 Account No.: 295  
 Phone: (901) 476-2578

Quantity	Item ID	Description	UOM	Sell	Total
16.00	TRIP01	Hourly Trip Charge	EA	\$110.00	\$1,760.00
12.00	PROJMGMENT01	Manage all aspects of deployment of a system	EA	\$125.00	\$1,500.00
30.00	HRLABR01SC	Hourly Labor RF equipment deinstall and replace	EA	\$192.75	\$5,782.50
<b>RF equipment</b>					
1	MOTREP0017	SLR 8000 Base Radio	EA	\$5,424.00	\$5,424.00
1	MOTREP0017A	SLR 8000 ADD: UHF1 (400□]470 MHz)	EA	\$5,006.00	\$5,006.00
1	DUPLEX0025	406-512 MHz Pass Reject Duplexer	EA	\$1,405.00	\$1,405.00
1	MOTREP0017H	ADD: PRESELECTOR UHF 350-470MHZ	EA	\$603.00	\$603.00
1	ANTENN119	450-470 MHz, 6 dBd, Low-PIM/PIP, DIN Antenna	EA	\$2,875.00	\$2,875.00
1	WC000103	Jumper 1/2 Inch DIN male to N male 10 Feet UHF Bottom	EA	\$148.25	\$148.25
1.00	WC000061	6' LDF4-50 Jumper, DIN Male/DIN Male UHF Top	EA	\$74.52	\$74.52
2	MOTREP0010M	MOTOTRBO LINKED CAP PLUS MTR3000 & SLR8000	EA	\$6,321.00	\$12,642.00
1	MOTREP0017	SLR 8000 Base Radio	EA	\$5,424.00	\$5,424.00
1	MOTREP0017B	SLR 8000 ADD: VHF 136-174	EA	\$5,006.00	\$5,006.00
1	ANTENNA059	138-174 4 Bay Dipole Ant.	EA	\$1,760.00	\$1,760.00
1	WC000103	Jumper 1/2 Inch DIN male to N male 10 Feet	EA	\$148.25	\$148.25
1.00	WC000061	6' LDF4-50 Jumper, DIN Male/DIN Male Top N Fem to Din M	EA	\$74.52	\$74.52
1	MOTREP0017P	Preselector, VHF, (Band based on Freq)	EA	\$603.00	\$603.00
1	DUPLEX023	SINCLAIR 138-174 MHz Duplexer. Pass- reject type. 6 cavity. 350W. 0.5 MHz	EA	\$3,095.00	\$3,095.00
<b>Water Tank Equipment and lines</b>					
10	LB003264A	Universal Ground Kit, 5' Lead W/ Unattached 1/4" and 3/8" Two Hole Lugs	EA	\$27.00	\$270.00
12	LB001969A	Stackable Snap In Hanger for 7/8" Cable 10Pk	EA	\$44.60	\$535.20

**Quote**No.: **3698**Date: **4/12/2023**

Quantity	Item ID	Description	UOM	Sell	Total
2	LB003449	Ground Buss Bar, 1/4" x 4" x 24", Hardware Included	EA	\$225.00	\$450.00
4	LB003401A	7/16 DIN Female MonoBlock Connector for 7/8" A-series Cable	EA	\$48.84	\$195.36
225	WC000004A	7/8" Low loss foam coax cable	FT	\$7.75	\$1,743.75
225	WC000004A	7/8" Low loss foam coax cable	FT	\$7.75	\$1,743.75
2	LB001966	Lace Up Hoisting Grip for 7/8 Cable	EA	\$25.00	\$50.00
16.00	HRLABR01	Hourly Labor, antennas and lines	EA	\$125.00	\$2,000.00
2.00	TWRSVS4	Tower Services 4 workers	EA	\$3,900.00	\$7,800.00

---

**Your Price:** **\$68,119.10**

Freight: \$1,200.00

**SubTotal:** **\$69,319.10**

---

**Total:** **\$69,319.10**

---

Prices are firm until 5/27/2023

Terms: Net 30

**Prepared by:** Alex Monroe, Alex.Monroe@iciwireless.com**Date:** 4/12/2023**Accepted by:****Date:** 4/15/23**Disclaimer**

All prices are good for 30 days unless otherwise noted.

Shipping is F.O.B. Jackson Tn. This quote does not include freight unless otherwise noted.

Delivery times are subject to change.

Information contained herein is proprietary and may not be shared outside the recipient. All designs are property of Integrated Communications.

Sharing system design with outside vendors is prohibited and may be subject to legal action.

Any orders between \$25000 and \$75000 require 60% with order and 40% with final payment, Orders over \$75000 require 60% with order, 30% with equipment delivery and 10% with completion of work.

Freight will be billed at the end with final payment.

Does not include applicable taxes

**SWC# 424 – Motorola Radio Equipment and Services**

**Contractor:** Motorola Solutions, Inc.

**Contract Period:** Start: March 15, 2020 Expiration: March 14, 2025

**Summary/Background Information:** The State has restructured its Supply Base in order to support the three most important Radio Equipment suppliers used by the State and Local Governments. Instead of the nine suppliers contracted under the old radio contract SWC 418 we have established two SWC's; SWC 423 to cover the products and services of JVCKenwood and BK Technologies. The JVCKenwood and BK Tech contracts are under the overall Naspo Participating Addendum to contract 06913 Public Safety Radio Equipment and SWC 424 which is a State of Tennessee contract dedicated to Motorola Solutions Products and Services. All radio contracts are catalog based.

**Contract Number;**

**Motorola Solutions, Inc. Contract # 65725**

**Access to Contract Documents Online:**

1. Please check the following URL to ensure you are viewing the most recent version of the usage instructions:  
<https://www.tn.gov/content/tn/generalservices/procurement/central-procurement-office--cpo-/state-agencies-/statewide-contract-instruction--swc-.html>
2. Click on the "Statewide Contract (SWC) Search" The link below will take you to the Statewide Contract List.  
[https://sso.edison.tn.gov/psp/paprd/SUPPLIER/ERP/c/TN\\_PUBLIC\\_SUPPLIER.TN ACTIVE SWC CMP.GBL?Page=TN\\_ACTIVE\\_SWC&Action=U&ExactKeys=Y&TargetFrameName=None.](https://sso.edison.tn.gov/psp/paprd/SUPPLIER/ERP/c/TN_PUBLIC_SUPPLIER.TN_ACTIVE_SWC_CMP.GBL?Page=TN_ACTIVE_SWC&Action=U&ExactKeys=Y&TargetFrameName=None)
  - Scroll down the list of contracts and locate the contract number you need. Click on the picture of a folder under the "Details" column.
  - You will get a rectangular box and one of the columns (to the right) will say "Contract Documents", and below will be a picture of a file folder, click on it and you



will get a new box with multiple contract documents shown. Click on the picture of the document to view the attachment.

**State Contact Information**

**Contract**

**Administrator:**

**Richard Kotler**

**Category Specialist**

**Central Procurement Office**

**(615)-253-4723**

**[Richard.Kotler@tn.gov](mailto:Richard.Kotler@tn.gov)**

**Account Manager**

**Chuck Jones**

**615-477-1058**

**[Chuck.jones@motorolasolutions.com](mailto:Chuck.jones@motorolasolutions.com)**

**Contractor Contact:**

**Chuck Jones**

**Account Manager**

**615-477-1058**

**[Chuck.jones@motorolasolutions.com](mailto:Chuck.jones@motorolasolutions.com)**

**Dealer Network**

**➤ Critical Tech Solutions (CTS)**

**2948 Middlebrook Pike, Knoxville, TN**

**Contact: Mark Dorn, 865-202-6603, Email: [mark@criticalts.com](mailto:mark@criticalts.com)**

**➤ Metro Communications, LLC**

**1210 Elm St Knoxville, TN**

**Contact: Jimmy Hayes, 865-546-0311, Email: [jimmy.hayes@metrocomm2way.com](mailto:jimmy.hayes@metrocomm2way.com)**

**➤ Integrated Communications, Inc.**

**6630 Reese RD Memphis, TN**

**Contact: Jim Marineau, 901-366-4412; Email: [jim.marineau@iciwireless.com](mailto:jim.marineau@iciwireless.com)**

**➤ Nashville Communications**

**330 Plus Park Blvd Nashville, TN**

**Contact: Lance Marrow, 615-255-5670; Email: [lanec@nashvillecomm.com](mailto:lanec@nashvillecomm.com)**

- **Mobile Communications of America (MCA):** 1201 Crutchfield St Chattanooga, TN:  
Contact: Danny Moseley, 423-698-3306; Email: danny@moseley.com
- **Wireless Plus, Inc.:** 1136 Myatt BLVD, Madison, TN; 615-333-0108; Contact: Mark Walker,  
Email: mwalker@wirelessplusinc.com
- **Gemini Communications:** 318 Baker ST, Murfreesboro, TN: Contact: Jim Lowe; 615-895-  
5956; Email: Jim\_Lowe@bellsouth.net
- **Integrated Communication, Inc.:** 335 Bellevue ST Jackson, TN; Contact: John Atkinson,  
731-427-9851, Email: John.atkinson@iciwireless.com

### **Use of Third Party Resellers**

#### **State Agencies**

1. The provisions of the contracts do not permit direct transactions or establishment of a legal obligation with the contracted parties resellers by State Agencies. Although the contracted party may have their reseller network perform work, such as, warranty, on-site installation, repair or other activities for the contracted party. This work must be the result of a transaction initiated between the State and the Contracted Party (Contractor) where the Contracted Party incurs a legal obligation pursuant to the Terms and Conditions of the Contract. Examples of the transactions to the Contracted Party are, but not limited to: Issuance of a Purchase Order for Goods and or Services, Performance/Response to a Warranty Claim, Issuance and response to a Return Material Authorization, and Performance of Maintenance/Repair services that have been purchased and Premium Service Plans.
2. It is incumbent upon the Contracted Party to be the entity that receives requests for quotes, receives purchase orders from the State, be responsible for the shipment of purchased goods, be the party to submit invoices to the State and, in turn, be the recipient of payment for all goods and services provided. The State will not issue Purchase Orders to, nor pay for contracted goods and services to any third party that may perform any services, on behalf of the contracted party, that are covered by this Statewide Contract.

Authorized Users -- Statewide Contract. This Contract establishes a source or sources of supply for all Tennessee State Agencies. "Tennessee State Agency" refers to the various departments, institutions, boards, commissions, and agencies of the executive branch of

government of the State of Tennessee with exceptions as addressed in Tenn. Comp. R. & Regs. 0690-03-01-.01. The Contractor shall provide all goods or services and deliverables as required by this Contract to all Tennessee State Agencies.

The Contractor shall make this Contract available to the following entities, who are authorized to and who may purchase off of this Statewide Contract ("Authorized Users"):

- a) all Tennessee State governmental entities (this includes the legislative branch; judicial branch; and, commissions and boards of the State outside of the executive branch of government);
- b) Tennessee local governmental agencies;
- c) the board of trustees of the University of Tennessee system, the Tennessee board of regents system, or the State university boards;
- d) any private nonprofit institution of higher education chartered in Tennessee; and,
- e) any corporation which is exempted from taxation under 26 U.S.C. Section 501(c)(3), as amended, and which contracts with the Department of Mental Health and Substance Abuse Services or the Department of Intellectual and Developmental Disabilities to provide services to the public (Tenn. Code Ann. § 33-2-1001).

These Authorized Users may utilize this Contract by purchasing directly from the Contractor according to their own procurement policies and procedures. The State is not responsible or liable for the transactions between the Contractor and Authorized Users.

**Local Government Entity Instructions:**

1. Local governments and other eligible entities are encouraged to use this contract.
2. Local entities should contact the vendor with respect to how they would like to conduct business transactions.
3. The State requires Envisage to report all sales to Local Government entities making use of the State contract.





MEMO

FIRE CHIEF  
RICHARD GRIGGS



Phone: (901) 476-2578

# CITY OF COVINGTON

OFFICE OF THE FIRE CHIEF

P.O. Box 768

COVINGTON, TENNESSEE 38019

MAYOR  
JAN WADE HENSLEY



Fax: (901) 476-9800

## Press Release

On May 11, 2023 around 3:40 am, the Covington Fire Department received a call for service in Mason, Tennessee for a possible train derailment. Covington Fire Department, Three Star Fire Department, Tipton County Fire Department, Covington-Tipton County EMA, and Tipton County Sheriff's Office, in conjunction with CSX railroad personnel made the scene to find that nine (9) rail cars had derailed near the intersection of Old L&N Road and Williamson Road. The derailment incident occurred near a waterway and gas transmission line. Both Tennessee Wildlife Resources Agency (TWRA) and Energy Transfer Transmission Line were contacted to make the scene and evaluate the situation. The contents of the rail cars were determined to be non-hazardous, and no injuries were reported. The CSX Railroad will have contractors in the area for several days to upright the cars and repair the track. Please be mindful of the workers that will be in the area during this time.

Richard Griggs

Fire Chief  
Covington Fire Department



FIRE CHIEF  
RICHARD GRIGGS



Phone: (901) 476-2578

5/17/2023

# CITY OF COVINGTON

OFFICE OF THE FIRE CHIEF

P.O. Box 768

COVINGTON, TENNESSEE 38019

MAYOR  
JAN WADE HENSLEY



Fax: (901) 476-9800

Honorable Mayor Jeff Huffman,

The Covington Fire Department responds to emergency calls in unincorporated Tipton County. Over the past 3 years our call volume has increased, creating a noticeable gap in the funds that we receive from the county. I would like you to consider a \$20,000.00 increase to our already \$51,700.00. The annual \$71,700.00 payment would help offset the rising cost of fuel, man hours, and the cost associated with responding to calls outside of our city limits. Please see attached the increased call volume for your reference. If you or your finance committee have any questions, please contact me on (901) 476-2578.

Respectfully submitted,

A handwritten signature in blue ink that reads "Richard Griggs".

Fire Chief

City of Covington Tennessee

## 2020 COUNTY EXPENSES

MONTH	FULL TIME	PART TIME	FUEL USED FOR CITY	COUNTY FUEL	TRUCK EXPENSE	# OF REPORTS
JAN	\$3,832.19	\$110.40	\$74.00	\$233.87	\$2,823.29	8
FEB	\$268.88	\$0.00	\$82.00	\$222.30	\$725.61	3
MAR	\$2,637.26	\$138.00	\$185.00	\$235.04	\$4,040.95	3
APR	\$2,218.25	\$41.40	\$48.00	\$80.94	\$1,054.86	7
MAY	\$4,273.02	\$248.40	\$100.00	\$164.40	\$3,390.28	4
JUNE	\$3,323.05	\$165.60	\$164.00	\$274.35	\$1,401.21	7
JULY	\$1,336.17	\$124.20	\$102.00	\$208.86	\$1,002.92	5
AUG	\$2,204.59	\$0.00	\$190.00	\$268.90	\$1,772.93	9
SEP	\$244.98	\$0.00	\$40.00	\$191.01	\$285.24	1
OCT	\$2,476.05	\$96.60	\$150.00	\$349.99	\$1,923.09	7
NOV	\$1,632.31	\$41.40	\$110.00	\$316.78	\$918.54	4
DEC	\$1,648.68	\$41.40	\$150.00	\$274.63	\$990.28	4
<b>TOTAL</b>	<b>\$26,095.43</b>	<b>\$1,007.40</b>	<b>\$1,395.00</b>	<b>\$2,821.07</b>	<b>\$20,329.20</b>	<b>62</b>

<b>GRAND TOTAL</b>	<b>\$51,648.10</b>
--------------------	--------------------

# Covington Fire Department

Covington, TN

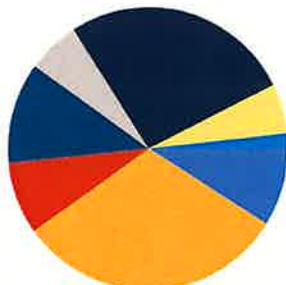
This report was generated on 3/6/2023 4:35:18 PM



## Count of Incidents by Incident Type per Zone

Incident Status: Reviewed | Start Date: 01/01/2020 | End Date: 12/31/2020

% of Incidents per Zone



- D-1 - District-1
- D-2 - District-2
- D-3 - District-3
- D-4 - District-4
- D-5 - District-5
- D-6 - District-6
- D-7 - District-7 Covington Fire County ESN 405
- D-9 - District-9 County Outside Fire District

INCIDENT TYPE	# INCIDENTS	% of TOTAL
<b>D-1 - District-1</b>		
111 - Building fire	1	0.04%
118 - Trash or rubbish fire, contained	1	0.04%
121 - Fire in mobile home used as fixed residence	1	0.04%
123 - Fire in portable building, fixed location	1	0.04%
131 - Passenger vehicle fire	1	0.04%
143 - Grass fire	4	0.18%
151 - Outside rubbish, trash or waste fire	1	0.04%
153 - Construction or demolition landfill fire	1	0.04%
160 - Special outside fire, other	1	0.04%
162 - Outside equipment fire	1	0.04%
311 - Medical assist, assist EMS crew	17	0.75%
320 - Emergency medical service, other	1	0.04%
321 - EMS call, excluding vehicle accident with injury	118	5.19%
322 - Motor vehicle accident with injuries	12	0.53%
323 - Motor vehicle/pedestrian accident (MV Ped)	3	0.13%
324 - Motor vehicle accident with no injuries.	2	0.09%
331 - Lock-in (if lock out , use 511 )	1	0.04%
352 - Extrication of victim(s) from vehicle	1	0.04%
412 - Gas leak (natural gas or LPG)	1	0.04%
442 - Overheated motor	1	0.04%
444 - Power line down	1	0.04%
551 - Assist police or other governmental agency	1	0.04%
552 - Police matter	1	0.04%
561 - Unauthorized burning	1	0.04%
600 - Good intent call, other	1	0.04%
611 - Dispatched & cancelled en route	13	0.57%
622 - No incident found on arrival at dispatch address	2	0.09%
651 - Smoke scare, odor of smoke	1	0.04%

Report shows count of incidents for Status selected.



emergencyreporting.com  
Doc Id: 1390  
Page # 1 of 6

700 - False alarm or false call, other	1	0.04%
731 - Sprinkler activation due to malfunction	1	0.04%
735 - Alarm system sounded due to malfunction	3	0.13%
740 - Unintentional transmission of alarm, other	1	0.04%
743 - Smoke detector activation, no fire - unintentional	2	0.09%
744 - Detector activation, no fire - unintentional	2	0.09%
745 - Alarm system activation, no fire - unintentional	3	0.13%
900 - Special type of incident, other	1	0.04%
<b>Zone: D-1 - District-1 Total Incident:</b>	<b>205</b>	<b>9.02%</b>
<b>D-2 - District-2</b>		
111 - Building fire	4	0.18%
113 - Cooking fire, confined to container	1	0.04%
118 - Trash or rubbish fire, contained	1	0.04%
131 - Passenger vehicle fire	1	0.04%
142 - Brush or brush-and-grass mixture fire	1	0.04%
143 - Grass fire	4	0.18%
154 - Dumpster or other outside trash receptacle fire	2	0.09%
251 - Excessive heat, scorch burns with no ignition	1	0.04%
311 - Medical assist, assist EMS crew	93	4.09%
320 - Emergency medical service, other	2	0.09%
321 - EMS call, excluding vehicle accident with injury	523	23.01%
322 - Motor vehicle accident with injuries	8	0.35%
323 - Motor vehicle/pedestrian accident (MV Ped)	1	0.04%
324 - Motor vehicle accident with no injuries.	6	0.26%
331 - Lock-in (if lock out , use 511 )	2	0.09%
412 - Gas leak (natural gas or LPG)	2	0.09%
421 - Chemical hazard (no spill or leak)	1	0.04%
424 - Carbon monoxide incident	2	0.09%
443 - Breakdown of light ballast	1	0.04%
461 - Building or structure weakened or collapsed	2	0.09%
510 - Person in distress, other	4	0.18%
522 - Water or steam leak	1	0.04%
551 - Assist police or other governmental agency	4	0.18%
554 - Assist invalid	1	0.04%
561 - Unauthorized burning	1	0.04%
611 - Dispatched & cancelled en route	22	0.97%
652 - Steam, vapor, fog or dust thought to be smoke	1	0.04%
671 - HazMat release investigation w/no HazMat	1	0.04%
700 - False alarm or false call, other	5	0.22%
715 - Local alarm system, malicious false alarm	1	0.04%
733 - Smoke detector activation due to malfunction	1	0.04%
735 - Alarm system sounded due to malfunction	1	0.04%
743 - Smoke detector activation, no fire - unintentional	3	0.13%
744 - Detector activation, no fire - unintentional	1	0.04%
745 - Alarm system activation, no fire - unintentional	3	0.13%
911 - Citizen complaint	1	0.04%

Report shows count of incidents for Status selected.



INCIDENT TYPE	# INCIDENTS	% of TOTAL
Zone: D-2 - District-2 Total Incident:	709	31.19%
<b>D-3 - District-3</b>		
111 - Building fire	1	0.04%
112 - Fires in structure other than in a building	1	0.04%
113 - Cooking fire, confined to container	1	0.04%
131 - Passenger vehicle fire	2	0.09%
211 - Overpressure rupture of steam pipe or pipeline	1	0.04%
311 - Medical assist, assist EMS crew	33	1.45%
321 - EMS call, excluding vehicle accident with injury	117	5.15%
322 - Motor vehicle accident with injuries	8	0.35%
412 - Gas leak (natural gas or LPG)	1	0.04%
440 - Electrical wiring/equipment problem, other	1	0.04%
510 - Person in distress, other	4	0.18%
511 - Lock-out	1	0.04%
531 - Smoke or odor removal	1	0.04%
551 - Assist police or other governmental agency	1	0.04%
554 - Assist invalid	3	0.13%
611 - Dispatched & cancelled en route	6	0.26%
700 - False alarm or false call, other	2	0.09%
743 - Smoke detector activation, no fire - unintentional	1	0.04%
745 - Alarm system activation, no fire - unintentional	1	0.04%
911 - Citizen complaint	1	0.04%
Zone: D-3 - District-3 Total Incident:	187	8.23%
<b>D-4 - District-4</b>		
111 - Building fire	1	0.04%
113 - Cooking fire, confined to container	3	0.13%
118 - Trash or rubbish fire, contained	1	0.04%
131 - Passenger vehicle fire	1	0.04%
140 - Natural vegetation fire, other	1	0.04%
311 - Medical assist, assist EMS crew	63	2.77%
320 - Emergency medical service, other	2	0.09%
321 - EMS call, excluding vehicle accident with injury	135	5.94%
322 - Motor vehicle accident with injuries	4	0.18%
324 - Motor vehicle accident with no injuries.	6	0.26%
441 - Heat from short circuit (wiring), defective/worn	1	0.04%
444 - Power line down	1	0.04%
500 - Service Call, other	1	0.04%
510 - Person in distress, other	4	0.18%
511 - Lock-out	1	0.04%
531 - Smoke or odor removal	1	0.04%
611 - Dispatched & cancelled en route	24	1.06%
622 - No incident found on arrival at dispatch address	2	0.09%
700 - False alarm or false call, other	1	0.04%
710 - Malicious, mischievous false call, other	1	0.04%

Report shows count of incidents for Status selected.



730 - System malfunction, other	1	0.04%
733 - Smoke detector activation due to malfunction	1	0.04%
734 - Heat detector activation due to malfunction	1	0.04%
735 - Alarm system sounded due to malfunction	1	0.04%
743 - Smoke detector activation, no fire - unintentional	2	0.09%
745 - Alarm system activation, no fire - unintentional	1	0.04%
813 - Wind storm, tornado/hurricane assessment	1	0.04%
<b>Zone: D-4 - District-4 Total Incident:</b>	<b>262</b>	<b>11.53%</b>
<b>D-5 - District-5</b>		
113 - Cooking fire, confined to container	1	0.04%
118 - Trash or rubbish fire, contained	1	0.04%
131 - Passenger vehicle fire	2	0.09%
142 - Brush or brush-and-grass mixture fire	1	0.04%
311 - Medical assist, assist EMS crew	30	1.32%
321 - EMS call, excluding vehicle accident with injury	68	2.99%
322 - Motor vehicle accident with injuries	2	0.09%
324 - Motor vehicle accident with no injuries.	1	0.04%
445 - Arcing, shorted electrical equipment	1	0.04%
510 - Person in distress, other	5	0.22%
554 - Assist invalid	1	0.04%
600 - Good intent call, other	1	0.04%
611 - Dispatched & cancelled en route	12	0.53%
622 - No incident found on arrival at dispatch address	2	0.09%
731 - Sprinkler activation due to malfunction	1	0.04%
733 - Smoke detector activation due to malfunction	3	0.13%
745 - Alarm system activation, no fire - unintentional	4	0.18%
813 - Wind storm, tornado/hurricane assessment	1	0.04%
<b>Zone: D-5 - District-5 Total Incident:</b>	<b>137</b>	<b>6.03%</b>
<b>D-6 - District-6</b>		
111 - Building fire	1	0.04%
113 - Cooking fire, confined to container	4	0.18%
117 - Commercial Compactor fire, confined to rubbish	1	0.04%
131 - Passenger vehicle fire	2	0.09%
143 - Grass fire	3	0.13%
300 - Rescue, EMS incident, other	1	0.04%
311 - Medical assist, assist EMS crew	154	6.78%
320 - Emergency medical service, other	3	0.13%
321 - EMS call, excluding vehicle accident with injury	303	13.33%
322 - Motor vehicle accident with injuries	12	0.53%
324 - Motor vehicle accident with no injuries.	9	0.40%
331 - Lock-in (if lock out , use 511 )	1	0.04%
411 - Gasoline or other flammable liquid spill	1	0.04%
412 - Gas leak (natural gas or LPG)	1	0.04%
413 - Oil or other combustible liquid spill	1	0.04%
442 - Overheated motor	1	0.04%

Report shows count of incidents for Status selected.



445 - Arcing, shorted electrical equipment	1	0.04%
461 - Building or structure weakened or collapsed	2	0.09%
463 - Vehicle accident, general cleanup	1	0.04%
500 - Service Call, other	2	0.09%
510 - Person in distress, other	17	0.75%
511 - Lock-out	1	0.04%
512 - Ring or jewelry removal	1	0.04%
520 - Water problem, other	1	0.04%
550 - Public service assistance, other	1	0.04%
551 - Assist police or other governmental agency	5	0.22%
554 - Assist invalid	1	0.04%
611 - Dispatched & cancelled en route	42	1.85%
622 - No incident found on arrival at dispatch address	4	0.18%
650 - Steam, other gas mistaken for smoke, other	1	0.04%
651 - Smoke scare, odor of smoke	4	0.18%
700 - False alarm or false call, other	3	0.13%
711 - Municipal alarm system, malicious false alarm	1	0.04%
713 - Telephone, malicious false alarm	1	0.04%
715 - Local alarm system, malicious false alarm	2	0.09%
730 - System malfunction, other	1	0.04%
733 - Smoke detector activation due to malfunction	4	0.18%
734 - Heat detector activation due to malfunction	1	0.04%
735 - Alarm system sounded due to malfunction	6	0.26%
741 - Sprinkler activation, no fire - unintentional	1	0.04%
743 - Smoke detector activation, no fire - unintentional	3	0.13%
745 - Alarm system activation, no fire - unintentional	1	0.04%
911 - Citizen complaint	1	0.04%
Zone: D-6 - District-6 Total Incident:	607	26.70%

#### D-7 - District-7 Covington Fire County ESN 405

111 - Building fire	12	0.53%
131 - Passenger vehicle fire	4	0.18%
132 - Road freight or transport vehicle fire	1	0.04%
138 - Off-road vehicle or heavy equipment fire	1	0.04%
140 - Natural vegetation fire, other	1	0.04%
142 - Brush or brush-and-grass mixture fire	5	0.22%
143 - Grass fire	10	0.44%
151 - Outside rubbish, trash or waste fire	2	0.09%
171 - Cultivated grain or crop fire	1	0.04%
311 - Medical assist, assist EMS crew	11	0.48%
321 - EMS call, excluding vehicle accident with injury	21	0.92%
322 - Motor vehicle accident with injuries	11	0.48%
323 - Motor vehicle/pedestrian accident (MV Ped)	3	0.13%
324 - Motor vehicle accident with no injuries.	2	0.09%
352 - Extrication of victim(s) from vehicle	3	0.13%
357 - Extrication of victim(s) from machinery	1	0.04%
361 - Swimming/recreational water areas rescue	1	0.04%

Report shows count of incidents for Status selected.





412 - Gas leak (natural gas or LPG)	1	0.04%
444 - Power line down	1	0.04%
461 - Building or structure weakened or collapsed	1	0.04%
510 - Person in distress, other	4	0.18%
600 - Good intent call, other	1	0.04%
611 - Dispatched & cancelled en route	16	0.70%
651 - Smoke scare, odor of smoke	4	0.18%
700 - False alarm or false call, other	2	0.09%
711 - Municipal alarm system, malicious false alarm	2	0.09%
733 - Smoke detector activation due to malfunction	2	0.09%
743 - Smoke detector activation, no fire - unintentional	4	0.18%
744 - Detector activation, no fire - unintentional	1	0.04%
Zone: D-7 - District-7 Covington Fire County ESN 405 Total Incident:	129	5.68%
<b>D-9 - District-9 County Outside Fire District</b>		
111 - Building fire	11	0.48%
131 - Passenger vehicle fire	2	0.09%
132 - Road freight or transport vehicle fire	1	0.04%
142 - Brush or brush-and-grass mixture fire	1	0.04%
143 - Grass fire	3	0.13%
311 - Medical assist, assist EMS crew	1	0.04%
321 - EMS call, excluding vehicle accident with injury	2	0.09%
322 - Motor vehicle accident with injuries	1	0.04%
411 - Gasoline or other flammable liquid spill	1	0.04%
611 - Dispatched & cancelled en route	11	0.48%
651 - Smoke scare, odor of smoke	1	0.04%
733 - Smoke detector activation due to malfunction	1	0.04%
743 - Smoke detector activation, no fire - unintentional	1	0.04%
Zone: D-9 - District-9 County Outside Fire District Total Incident:	37	1.63%
<b>TOTAL INCIDENTS FOR ALL ZONES:</b>	<b>2273</b>	<b>100%</b>

Report shows count of incidents for Status selected.



## 2021 COUNTY EXPENSES

MONTH	FULL TIME	PART TIME	FUEL USED FOR CITY	COUNTY FUEL	TRUCK EXPENSE	# OF REPORTS
JAN	\$3,195.21	\$41.40	\$150.00	\$260.82	\$1,376.44	5
FEB	\$2,305.31	\$41.40	\$140.00	\$296.40	\$1,265.36	6
MAR	\$1,865.94	\$41.40	\$110.00	\$365.55	\$639.13	7
APR	\$864.93	\$41.40	\$104.00	\$218.54	\$393.66	3
MAY	\$6,575.19	\$41.40	\$290.00	\$513.02	\$3,948.39	14
JUNE	\$1,787.62	\$0.00	\$80.00	\$248.40	\$1,091.33	7
JULY	\$2,484.53	\$41.40	\$190.00	\$347.81	\$1,285.93	12
AUG	\$1,008.23	\$0.00	\$140.00	\$339.39	\$1,036.22	13
SEP	\$2,340.38	\$82.80	\$160.00	\$703.37	\$1,532.90	9
OCT	\$2,689.55	\$0.00	\$50.00	\$522.79	\$346.95	3
NOV	\$1,419.10	\$0.00	\$160.00	\$418.72	\$1,389.88	13
DEC	\$4,067.37	\$0.00	\$324.00	\$382.66	\$3,152.24	21
<b>TOTAL</b>	<b>\$30,603.36</b>	<b>\$331.20</b>	<b>\$1,898.00</b>	<b>\$4,617.47</b>	<b>\$17,458.43</b>	<b>113</b>

<b>GRAND TOTAL</b>	<b>\$54,908.46</b>
--------------------	--------------------

# Covington Fire Department

Covington, TN

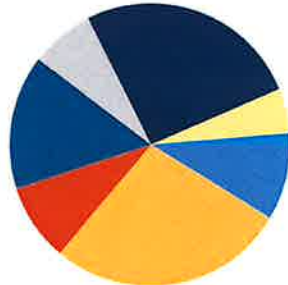
This report was generated on 3/2/2023 12:25:25 PM



## Count of Incidents by Incident Type per Zone

Incident Status: Reviewed | Start Date: 01/01/2021 | End Date: 12/31/2021

% of Incidents per Zone



- D-1 - District-1
- D-2 - District-2
- D-3 - District-3
- D-4 - District-4
- D-5 - District-5
- D-6 - District-6
- D-7 - District-7 Covington
- Fire County ESN 405
- D-9 - District-9 County Outside Fire District

INCIDENT TYPE	# INCIDENTS	% of TOTAL
<b>D-1 - District-1</b>		
111 - Building fire	3	0.12%
113 - Cooking fire, confined to container	1	0.04%
121 - Fire in mobile home used as fixed residence	1	0.04%
131 - Passenger vehicle fire	1	0.04%
133 - Rail vehicle fire	1	0.04%
143 - Grass fire	5	0.19%
151 - Outside rubbish, trash or waste fire	1	0.04%
155 - Outside stationary compactor/compacted trash fire	1	0.04%
161 - Outside storage fire	1	0.04%
311 - Medical assist, assist EMS crew	12	0.47%
321 - EMS call, excluding vehicle accident with injury	135	5.24%
322 - Motor vehicle accident with injuries	2	0.08%
324 - Motor vehicle accident with no injuries.	7	0.27%
353 - Removal of victim(s) from stalled elevator	1	0.04%
444 - Power line down	1	0.04%
461 - Building or structure weakened or collapsed	1	0.04%
500 - Service Call, other	2	0.08%
510 - Person in distress, other	1	0.04%
511 - Lock-out	1	0.04%
600 - Good intent call, other	1	0.04%
611 - Dispatched & cancelled en route	18	0.70%
622 - No incident found on arrival at dispatch address	1	0.04%
700 - False alarm or false call, other	8	0.31%
730 - System malfunction, other	6	0.23%
735 - Alarm system sounded due to malfunction	4	0.16%
741 - Sprinkler activation, no fire - unintentional	1	0.04%
743 - Smoke detector activation, no fire - unintentional	2	0.08%
744 - Detector activation, no fire - unintentional	3	0.12%

Report shows count of incidents for Status selected.



emergencyreporting.com  
Doc Id: 1390  
Page # 1 of 6

745 - Alarm system activation, no fire - unintentional	5	0.19%
Zone: D-1 - District-1 Total Incident:	227	8.81%
<b>D-2 - District-2</b>		
100 - Fire, other	1	0.04%
111 - Building fire	2	0.08%
113 - Cooking fire, confined to container	2	0.08%
118 - Trash or rubbish fire, contained	1	0.04%
131 - Passenger vehicle fire	2	0.08%
142 - Brush or brush-and-grass mixture fire	1	0.04%
151 - Outside rubbish, trash or waste fire	1	0.04%
154 - Dumpster or other outside trash receptacle fire	1	0.04%
251 - Excessive heat, scorch burns with no ignition	1	0.04%
311 - Medical assist, assist EMS crew	41	1.59%
321 - EMS call, excluding vehicle accident with injury	564	21.88%
322 - Motor vehicle accident with injuries	14	0.54%
324 - Motor vehicle accident with no injuries.	8	0.31%
331 - Lock-in (if lock out , use 511 )	3	0.12%
350 - Extrication, rescue, other	1	0.04%
412 - Gas leak (natural gas or LPG)	1	0.04%
423 - Refrigeration leak	1	0.04%
444 - Power line down	1	0.04%
500 - Service Call, other	1	0.04%
510 - Person in distress, other	6	0.23%
511 - Lock-out	1	0.04%
522 - Water or steam leak	1	0.04%
551 - Assist police or other governmental agency	2	0.08%
611 - Dispatched & cancelled en route	25	0.97%
622 - No incident found on arrival at dispatch address	3	0.12%
651 - Smoke scare, odor of smoke	1	0.04%
700 - False alarm or false call, other	6	0.23%
711 - Municipal alarm system, malicious false alarm	1	0.04%
733 - Smoke detector activation due to malfunction	3	0.12%
740 - Unintentional transmission of alarm, other	1	0.04%
743 - Smoke detector activation, no fire - unintentional	3	0.12%
744 - Detector activation, no fire - unintentional	1	0.04%
745 - Alarm system activation, no fire - unintentional	2	0.08%
814 - Lightning strike (no fire)	1	0.04%
900 - Special type of incident, other	1	0.04%
Zone: D-2 - District-2 Total Incident:	705	27.35%
<b>D-3 - District-3</b>		
111 - Building fire	3	0.12%
113 - Cooking fire, confined to container	1	0.04%
131 - Passenger vehicle fire	1	0.04%
311 - Medical assist, assist EMS crew	17	0.66%
321 - EMS call, excluding vehicle accident with injury	170	6.59%

Report shows count of incidents for Status selected.





322 - Motor vehicle accident with injuries	7	0.27%
323 - Motor vehicle/pedestrian accident (MV Ped)	1	0.04%
324 - Motor vehicle accident with no injuries.	4	0.16%
411 - Gasoline or other flammable liquid spill	1	0.04%
412 - Gas leak (natural gas or LPG)	2	0.08%
444 - Power line down	2	0.08%
510 - Person in distress, other	4	0.16%
551 - Assist police or other governmental agency	1	0.04%
611 - Dispatched & cancelled en route	6	0.23%
622 - No incident found on arrival at dispatch address	1	0.04%
651 - Smoke scare, odor of smoke	2	0.08%
733 - Smoke detector activation due to malfunction	1	0.04%
735 - Alarm system sounded due to malfunction	1	0.04%
741 - Sprinkler activation, no fire - unintentional	1	0.04%
744 - Detector activation, no fire - unintentional	1	0.04%
745 - Alarm system activation, no fire - unintentional	2	0.08%
<b>Zone: D-3 - District-3 Total Incident:</b>	<b>229</b>	<b>8.88%</b>

#### D-4 - District-4

111 - Building fire	2	0.08%
131 - Passenger vehicle fire	2	0.08%
251 - Excessive heat, scorch burns with no ignition	1	0.04%
311 - Medical assist, assist EMS crew	39	1.51%
321 - EMS call, excluding vehicle accident with injury	281	10.90%
322 - Motor vehicle accident with injuries	10	0.39%
323 - Motor vehicle/pedestrian accident (MV Ped)	1	0.04%
324 - Motor vehicle accident with no injuries.	2	0.08%
351 - Extrication of victim(s) from building/structure	1	0.04%
381 - Rescue or EMS standby	1	0.04%
412 - Gas leak (natural gas or LPG)	2	0.08%
440 - Electrical wiring/equipment problem, other	1	0.04%
444 - Power line down	1	0.04%
510 - Person in distress, other	6	0.23%
511 - Lock-out	1	0.04%
520 - Water problem, other	1	0.04%
531 - Smoke or odor removal	1	0.04%
542 - Animal rescue	1	0.04%
551 - Assist police or other governmental agency	1	0.04%
553 - Public service	1	0.04%
600 - Good intent call, other	1	0.04%
611 - Dispatched & cancelled en route	22	0.85%
651 - Smoke scare, odor of smoke	1	0.04%
700 - False alarm or false call, other	2	0.08%
711 - Municipal alarm system, malicious false alarm	1	0.04%
731 - Sprinkler activation due to malfunction	1	0.04%
735 - Alarm system sounded due to malfunction	8	0.31%
744 - Detector activation, no fire - unintentional	1	0.04%

Report shows count of incidents for Status selected.



745 - Alarm system activation, no fire - unintentional	3	0.12%
<b>Zone: D-4 - District-4 Total Incident:</b>	<b>396</b>	<b>15.36%</b>
<b>D-5 - District-5</b>		
111 - Building fire	2	0.08%
113 - Cooking fire, confined to container	1	0.04%
131 - Passenger vehicle fire	1	0.04%
132 - Road freight or transport vehicle fire	1	0.04%
311 - Medical assist, assist EMS crew	21	0.81%
321 - EMS call, excluding vehicle accident with injury	133	5.16%
322 - Motor vehicle accident with injuries	3	0.12%
324 - Motor vehicle accident with no injuries.	1	0.04%
412 - Gas leak (natural gas or LPG)	1	0.04%
440 - Electrical wiring/equipment problem, other	1	0.04%
441 - Heat from short circuit (wiring), defective/worn	1	0.04%
444 - Power line down	1	0.04%
480 - Attempted burning, illegal action, other	1	0.04%
510 - Person in distress, other	3	0.12%
551 - Assist police or other governmental agency	1	0.04%
611 - Dispatched & cancelled en route	10	0.39%
622 - No incident found on arrival at dispatch address	1	0.04%
651 - Smoke scare, odor of smoke	2	0.08%
652 - Steam, vapor, fog or dust thought to be smoke	1	0.04%
700 - False alarm or false call, other	2	0.08%
733 - Smoke detector activation due to malfunction	1	0.04%
745 - Alarm system activation, no fire - unintentional	1	0.04%
<b>Zone: D-5 - District-5 Total Incident:</b>	<b>190</b>	<b>7.37%</b>
<b>D-6 - District-6</b>		
111 - Building fire	1	0.04%
113 - Cooking fire, confined to container	6	0.23%
118 - Trash or rubbish fire, contained	2	0.08%
131 - Passenger vehicle fire	4	0.16%
142 - Brush or brush-and-grass mixture fire	1	0.04%
161 - Outside storage fire	1	0.04%
311 - Medical assist, assist EMS crew	59	2.29%
320 - Emergency medical service, other	2	0.08%
321 - EMS call, excluding vehicle accident with injury	464	18.00%
322 - Motor vehicle accident with injuries	15	0.58%
323 - Motor vehicle/pedestrian accident (MV Ped)	1	0.04%
324 - Motor vehicle accident with no injuries.	15	0.58%
331 - Lock-in (if lock out , use 511 )	2	0.08%
350 - Extrication, rescue, other	2	0.08%
352 - Extrication of victim(s) from vehicle	2	0.08%
360 - Water & ice-related rescue, other	2	0.08%
381 - Rescue or EMS standby	2	0.08%
400 - Hazardous condition, other	1	0.04%

Report shows count of incidents for Status selected.



412 - Gas leak (natural gas or LPG)	3	0.12%
443 - Breakdown of light ballast	2	0.08%
510 - Person in distress, other	12	0.47%
522 - Water or steam leak	2	0.08%
551 - Assist police or other governmental agency	1	0.04%
552 - Police matter	2	0.08%
611 - Dispatched & cancelled en route	26	1.01%
621 - Wrong location	1	0.04%
622 - No incident found on arrival at dispatch address	2	0.08%
651 - Smoke scare, odor of smoke	3	0.12%
700 - False alarm or false call, other	2	0.08%
710 - Malicious, mischievous false call, other	1	0.04%
730 - System malfunction, other	3	0.12%
733 - Smoke detector activation due to malfunction	7	0.27%
735 - Alarm system sounded due to malfunction	3	0.12%
740 - Unintentional transmission of alarm, other	2	0.08%
741 - Sprinkler activation, no fire - unintentional	1	0.04%
743 - Smoke detector activation, no fire - unintentional	5	0.19%
745 - Alarm system activation, no fire - unintentional	5	0.19%
812 - Flood assessment	1	0.04%
900 - Special type of incident, other	1	0.04%
911 - Citizen complaint	1	0.04%
<b>Zone: D-6 - District-6 Total Incident:</b>	<b>668</b>	<b>25.91%</b>

#### **D-7 - District-7 Covington Fire County ESN 405**

111 - Building fire	4	0.16%
113 - Cooking fire, confined to container	1	0.04%
118 - Trash or rubbish fire, contained	2	0.08%
122 - Fire in motor home, camper, recreational vehicle	1	0.04%
130 - Mobile property (vehicle) fire, other	1	0.04%
131 - Passenger vehicle fire	9	0.35%
138 - Off-road vehicle or heavy equipment fire	2	0.08%
140 - Natural vegetation fire, other	2	0.08%
141 - Forest, woods or wildland fire	4	0.16%
142 - Brush or brush-and-grass mixture fire	6	0.23%
143 - Grass fire	9	0.35%
151 - Outside rubbish, trash or waste fire	4	0.16%
170 - Cultivated vegetation, crop fire, other	2	0.08%
311 - Medical assist, assist EMS crew	7	0.27%
321 - EMS call, excluding vehicle accident with injury	37	1.44%
322 - Motor vehicle accident with injuries	9	0.35%
324 - Motor vehicle accident with no injuries.	3	0.12%
412 - Gas leak (natural gas or LPG)	1	0.04%
424 - Carbon monoxide incident	1	0.04%
440 - Electrical wiring/equipment problem, other	1	0.04%
444 - Power line down	2	0.08%
463 - Vehicle accident, general cleanup	1	0.04%

Report shows count of incidents for Status selected.



500 - Service Call, other	1	0.04%
511 - Lock-out	1	0.04%
561 - Unauthorized burning	2	0.08%
600 - Good intent call, other	1	0.04%
611 - Dispatched & cancelled en route	7	0.27%
631 - Authorized controlled burning	1	0.04%
651 - Smoke scare, odor of smoke	2	0.08%
710 - Malicious, mischievous false call, other	1	0.04%
711 - Municipal alarm system, malicious false alarm	1	0.04%
735 - Alarm system sounded due to malfunction	1	0.04%
743 - Smoke detector activation, no fire - unintentional	2	0.08%
745 - Alarm system activation, no fire - unintentional	1	0.04%
813 - Wind storm, tornado/hurricane assessment	1	0.04%
814 - Lightning strike (no fire)	1	0.04%
Zone: D-7 - District-7 Covington Fire County ESN 405 Total Incident:	132	5.12%
<b>D-9 - District-9 County Outside Fire District</b>		
111 - Building fire	12	0.47%
121 - Fire in mobile home used as fixed residence	1	0.04%
133 - Rail vehicle fire	1	0.04%
138 - Off-road vehicle or heavy equipment fire	1	0.04%
140 - Natural vegetation fire, other	1	0.04%
141 - Forest, woods or wildland fire	1	0.04%
143 - Grass fire	1	0.04%
251 - Excessive heat, scorch burns with no ignition	1	0.04%
322 - Motor vehicle accident with injuries	2	0.08%
412 - Gas leak (natural gas or LPG)	1	0.04%
611 - Dispatched & cancelled en route	9	0.35%
Zone: D-9 - District-9 County Outside Fire District Total Incident:	31	1.20%
<b>TOTAL INCIDENTS FOR ALL ZONES:</b>	<b>2578</b>	<b>100%</b>

Report shows count of incidents for Status selected.





## 2022 COUNTY EXPENSES

MONTH	FULL TIME	PART TIME	FUEL USED FOR CITY	COUNTY FUEL	TRUCK EXPENSE	# OF REPORTS
JAN	\$1,738.80	\$0.00	\$152.00	\$536.48	\$1,087.00	12
FEB	\$5,354.38	\$0.00	\$262.00	\$367.54	\$2,611.06	13
MAR	\$3,721.62	\$0.00	\$240.00	\$885.65	\$2,392.29	16
APR	\$534.25	\$0.00	\$68.00	\$556.08	\$564.35	8
MAY	\$4,421.33	\$36.80	\$204.00	\$959.66	\$1,601.17	11
JUNE	\$3,618.18	\$110.40	\$280.00	\$1,012.60	\$1,896.99	13
JULY	\$2,824.83	\$0.00	\$282.00	\$624.73	\$1,771.47	15
AUG	\$1,754.03	\$0.00	\$144.00	\$486.32	\$516.48	8
SEP	\$1,446.92	\$0.00	\$180.00	\$632.23	\$961.48	14
OCT	\$2,185.27	\$27.60	\$196.00	\$997.74	\$991.65	9
NOV	\$3,823.90	\$27.60	\$389.00	\$722.46	\$2,390.33	24
DEC	\$4,875.66	\$101.20	\$403.00	\$711.66	\$3,881.19	22
TOTAL	\$36,299.17	\$303.60	\$2,800.00	\$8,493.15	\$20,665.46	165

<b>GRAND TOTAL</b>	<b>\$68,561.38</b>
--------------------	--------------------

# Covington Fire Department

Covington, TN

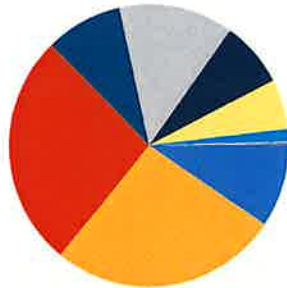
This report was generated on 3/1/2023 12:45:58 PM



## Count of Incidents by Incident Type per Zone

Incident Status: Reviewed | Start Date: 01/01/2022 | End Date: 12/31/2022

% of Incidents per Zone



- D-1 - District-1
- D-2 - District-2
- D-6 - District-6
- D-3 - District-3
- D-4 - District-4
- D-5 - District-5
- D-7 - District-7 Covington Fire County ESN 405
- D-9 - District-9 County Outside Fire District
- ESN 403 - Gilt Edge Fire District
- ESN 410 - Mason Fire County
- ESN 404 - Garland Fire District
- ESN 409 - Three Star Fire District
- ESN 412 - Charleston Fire District

INCIDENT TYPE	# INCIDENTS	% of TOTAL
<b>D-1 - District-1</b>		
130 - Mobile property (vehicle) fire, other	1	0.04%
131 - Passenger vehicle fire	1	0.04%
132 - Road freight or transport vehicle fire	1	0.04%
142 - Brush or brush-and-grass mixture fire	1	0.04%
143 - Grass fire	3	0.12%
311 - Medical assist, assist EMS crew	5	0.19%
321 - EMS call, excluding vehicle accident with injury	162	6.23%
322 - Motor vehicle accident with injuries	17	0.65%
324 - Motor vehicle accident with no injuries.	6	0.23%
331 - Lock-in (if lock out , use 511 )	1	0.04%
522 - Water or steam leak	1	0.04%
551 - Assist police or other governmental agency	1	0.04%
600 - Good intent call, other	1	0.04%
611 - Dispatched & cancelled en route	15	0.58%
622 - No incident found on arrival at dispatch address	1	0.04%
631 - Authorized controlled burning	1	0.04%
651 - Smoke scare, odor of smoke	3	0.12%
672 - Biological hazard investigation, none found	1	0.04%
700 - False alarm or false call, other	4	0.15%
731 - Sprinkler activation due to malfunction	1	0.04%
733 - Smoke detector activation due to malfunction	2	0.08%
735 - Alarm system sounded due to malfunction	5	0.19%
740 - Unintentional transmission of alarm, other	2	0.08%
741 - Sprinkler activation, no fire - unintentional	1	0.04%
743 - Smoke detector activation, no fire - unintentional	2	0.08%
744 - Detector activation, no fire - unintentional	1	0.04%
745 - Alarm system activation, no fire - unintentional	6	0.23%
746 - Carbon monoxide detector activation, no CO	1	0.04%

Report shows count of incidents for Status selected.



812 - Flood assessment	1	0.04%
Zone: D-1 - District-1 Total Incident:	248	9.53%
<b>D-2 - District-2</b>		
111 - Building fire	9	0.35%
113 - Cooking fire, confined to container	2	0.08%
130 - Mobile property (vehicle) fire, other	2	0.08%
143 - Grass fire	2	0.08%
160 - Special outside fire, other	1	0.04%
251 - Excessive heat, scorch burns with no ignition	1	0.04%
311 - Medical assist, assist EMS crew	41	1.58%
321 - EMS call, excluding vehicle accident with injury	535	20.56%
322 - Motor vehicle accident with injuries	16	0.61%
323 - Motor vehicle/pedestrian accident (MV Ped)	1	0.04%
324 - Motor vehicle accident with no injuries.	9	0.35%
350 - Extrication, rescue, other	1	0.04%
381 - Rescue or EMS standby	1	0.04%
400 - Hazardous condition, other	2	0.08%
411 - Gasoline or other flammable liquid spill	1	0.04%
412 - Gas leak (natural gas or LPG)	1	0.04%
413 - Oil or other combustible liquid spill	1	0.04%
440 - Electrical wiring/equipment problem, other	1	0.04%
444 - Power line down	1	0.04%
445 - Arcing, shorted electrical equipment	1	0.04%
500 - Service Call, other	6	0.23%
510 - Person in distress, other	2	0.08%
522 - Water or steam leak	1	0.04%
531 - Smoke or odor removal	1	0.04%
551 - Assist police or other governmental agency	1	0.04%
552 - Police matter	2	0.08%
561 - Unauthorized burning	1	0.04%
600 - Good intent call, other	3	0.12%
611 - Dispatched & cancelled en route	21	0.81%
622 - No incident found on arrival at dispatch address	2	0.08%
651 - Smoke scare, odor of smoke	1	0.04%
700 - False alarm or false call, other	5	0.19%
711 - Municipal alarm system, malicious false alarm	3	0.12%
730 - System malfunction, other	1	0.04%
735 - Alarm system sounded due to malfunction	1	0.04%
740 - Unintentional transmission of alarm, other	2	0.08%
741 - Sprinkler activation, no fire - unintentional	1	0.04%
743 - Smoke detector activation, no fire - unintentional	1	0.04%
744 - Detector activation, no fire - unintentional	1	0.04%
745 - Alarm system activation, no fire - unintentional	4	0.15%
813 - Wind storm, tornado/hurricane assessment	1	0.04%
911 - Citizen complaint	1	0.04%

Report shows count of incidents for Status selected.



INCIDENT TYPE	# INCIDENTS	% of TOTAL
Zone: D-2 - District-2 Total Incident:	691	26.56%
<b>D-3 - District-3</b>		
111 - Building fire	3	0.12%
113 - Cooking fire, confined to container	1	0.04%
132 - Road freight or transport vehicle fire	1	0.04%
143 - Grass fire	1	0.04%
154 - Dumpster or other outside trash receptacle fire	1	0.04%
311 - Medical assist, assist EMS crew	28	1.08%
321 - EMS call, excluding vehicle accident with injury	159	6.11%
322 - Motor vehicle accident with injuries	7	0.27%
324 - Motor vehicle accident with no injuries.	3	0.12%
412 - Gas leak (natural gas or LPG)	2	0.08%
413 - Oil or other combustible liquid spill	1	0.04%
441 - Heat from short circuit (wiring), defective/worn	1	0.04%
500 - Service Call, other	1	0.04%
510 - Person in distress, other	3	0.12%
600 - Good intent call, other	1	0.04%
611 - Dispatched & cancelled en route	8	0.31%
622 - No incident found on arrival at dispatch address	1	0.04%
651 - Smoke scare, odor of smoke	1	0.04%
700 - False alarm or false call, other	3	0.12%
711 - Municipal alarm system, malicious false alarm	1	0.04%
744 - Detector activation, no fire - unintentional	1	0.04%
745 - Alarm system activation, no fire - unintentional	2	0.08%
911 - Citizen complaint	2	0.08%
Zone: D-3 - District-3 Total Incident:	232	8.92%
<b>D-4 - District-4</b>		
111 - Building fire	2	0.08%
131 - Passenger vehicle fire	1	0.04%
138 - Off-road vehicle or heavy equipment fire	1	0.04%
143 - Grass fire	1	0.04%
251 - Excessive heat, scorch burns with no ignition	2	0.08%
311 - Medical assist, assist EMS crew	36	1.38%
321 - EMS call, excluding vehicle accident with injury	231	8.88%
322 - Motor vehicle accident with injuries	8	0.31%
324 - Motor vehicle accident with no injuries.	8	0.31%
331 - Lock-in (if lock out , use 511 )	1	0.04%
444 - Power line down	1	0.04%
445 - Arcing, shorted electrical equipment	1	0.04%
510 - Person in distress, other	3	0.12%
511 - Lock-out	1	0.04%
522 - Water or steam leak	1	0.04%
552 - Police matter	1	0.04%
600 - Good intent call, other	1	0.04%

Report shows count of incidents for Status selected.





611 - Dispatched & cancelled en route	14	0.54%
651 - Smoke scare, odor of smoke	2	0.08%
700 - False alarm or false call, other	10	0.38%
711 - Municipal alarm system, malicious false alarm	2	0.08%
721 - Bomb scare - no bomb	1	0.04%
730 - System malfunction, other	1	0.04%
733 - Smoke detector activation due to malfunction	3	0.12%
735 - Alarm system sounded due to malfunction	5	0.19%
743 - Smoke detector activation, no fire - unintentional	4	0.15%
745 - Alarm system activation, no fire - unintentional	6	0.23%
911 - Citizen complaint	2	0.08%
<b>Zone: D-4 - District-4 Total Incident:</b>	<b>350</b>	<b>13.45%</b>

#### D-5 - District-5

111 - Building fire	1	0.04%
118 - Trash or rubbish fire, contained	2	0.08%
143 - Grass fire	1	0.04%
311 - Medical assist, assist EMS crew	12	0.46%
321 - EMS call, excluding vehicle accident with injury	149	5.73%
322 - Motor vehicle accident with injuries	2	0.08%
324 - Motor vehicle accident with no injuries.	3	0.12%
351 - Extrication of victim(s) from building/structure	1	0.04%
400 - Hazardous condition, other	1	0.04%
411 - Gasoline or other flammable liquid spill	1	0.04%
444 - Power line down	2	0.08%
510 - Person in distress, other	1	0.04%
550 - Public service assistance, other	1	0.04%
551 - Assist police or other governmental agency	1	0.04%
600 - Good intent call, other	2	0.08%
611 - Dispatched & cancelled en route	3	0.12%
700 - False alarm or false call, other	5	0.19%
710 - Malicious, mischievous false call, other	1	0.04%
730 - System malfunction, other	1	0.04%
733 - Smoke detector activation due to malfunction	3	0.12%
735 - Alarm system sounded due to malfunction	2	0.08%
745 - Alarm system activation, no fire - unintentional	1	0.04%
<b>Zone: D-5 - District-5 Total Incident:</b>	<b>196</b>	<b>7.53%</b>

#### D-6 - District-6

113 - Cooking fire, confined to container	1	0.04%
130 - Mobile property (vehicle) fire, other	1	0.04%
131 - Passenger vehicle fire	5	0.19%
132 - Road freight or transport vehicle fire	1	0.04%
140 - Natural vegetation fire, other	1	0.04%
142 - Brush or brush-and-grass mixture fire	1	0.04%
143 - Grass fire	3	0.12%
153 - Construction or demolition landfill fire	1	0.04%

Report shows count of incidents for Status selected.



311 - Medical assist, assist EMS crew	77	2.96%
320 - Emergency medical service, other	1	0.04%
321 - EMS call, excluding vehicle accident with injury	467	17.95%
322 - Motor vehicle accident with injuries	19	0.73%
324 - Motor vehicle accident with no injuries.	11	0.42%
351 - Extrication of victim(s) from building/structure	1	0.04%
370 - Electrical rescue, other	1	0.04%
400 - Hazardous condition, other	1	0.04%
412 - Gas leak (natural gas or LPG)	2	0.08%
413 - Oil or other combustible liquid spill	1	0.04%
440 - Electrical wiring/equipment problem, other	1	0.04%
444 - Power line down	1	0.04%
461 - Building or structure weakened or collapsed	1	0.04%
500 - Service Call, other	2	0.08%
510 - Person in distress, other	6	0.23%
511 - Lock-out	3	0.12%
520 - Water problem, other	2	0.08%
522 - Water or steam leak	2	0.08%
542 - Animal rescue	1	0.04%
551 - Assist police or other governmental agency	1	0.04%
553 - Public service	1	0.04%
561 - Unauthorized burning	1	0.04%
611 - Dispatched & cancelled en route	34	1.31%
622 - No incident found on arrival at dispatch address	2	0.08%
651 - Smoke scare, odor of smoke	7	0.27%
661 - EMS call, party transported by non-fire agency	1	0.04%
700 - False alarm or false call, other	10	0.38%
711 - Municipal alarm system, malicious false alarm	1	0.04%
733 - Smoke detector activation due to malfunction	2	0.08%
743 - Smoke detector activation, no fire - unintentional	1	0.04%
744 - Detector activation, no fire - unintentional	1	0.04%
745 - Alarm system activation, no fire - unintentional	7	0.27%
746 - Carbon monoxide detector activation, no CO	1	0.04%
814 - Lightning strike (no fire)	1	0.04%
900 - Special type of incident, other	2	0.08%
911 - Citizen complaint	4	0.15%
<b>Zone: D-6 - District-6 Total Incident:</b>	<b>691</b>	<b>26.56%</b>
<b>D-7 - District-7 Covington Fire County ESN 405</b>		
100 - Fire, other	1	0.04%
111 - Building fire	7	0.27%
118 - Trash or rubbish fire, contained	1	0.04%
131 - Passenger vehicle fire	7	0.27%
132 - Road freight or transport vehicle fire	1	0.04%
138 - Off-road vehicle or heavy equipment fire	1	0.04%
140 - Natural vegetation fire, other	1	0.04%
141 - Forest, woods or wildland fire	1	0.04%

Report shows count of incidents for Status selected.



142 - Brush or brush-and-grass mixture fire	5	0.19%
143 - Grass fire	13	0.50%
151 - Outside rubbish, trash or waste fire	1	0.04%
171 - Cultivated grain or crop fire	1	0.04%
311 - Medical assist, assist EMS crew	14	0.54%
321 - EMS call, excluding vehicle accident with injury	29	1.11%
322 - Motor vehicle accident with injuries	8	0.31%
324 - Motor vehicle accident with no injuries.	3	0.12%
352 - Extrication of victim(s) from vehicle	3	0.12%
424 - Carbon monoxide incident	1	0.04%
444 - Power line down	1	0.04%
511 - Lock-out	1	0.04%
521 - Water evacuation	1	0.04%
522 - Water or steam leak	2	0.08%
553 - Public service	1	0.04%
561 - Unauthorized burning	1	0.04%
600 - Good intent call, other	1	0.04%
611 - Dispatched & cancelled en route	19	0.73%
622 - No incident found on arrival at dispatch address	1	0.04%
631 - Authorized controlled burning	5	0.19%
651 - Smoke scare, odor of smoke	1	0.04%
700 - False alarm or false call, other	6	0.23%
711 - Municipal alarm system, malicious false alarm	1	0.04%
733 - Smoke detector activation due to malfunction	1	0.04%
743 - Smoke detector activation, no fire - unintentional	2	0.08%
744 - Detector activation, no fire - unintentional	1	0.04%
745 - Alarm system activation, no fire - unintentional	4	0.15%
900 - Special type of incident, other	1	0.04%
<b>Zone: D-7 - District-7 Covington Fire County ESN 405 Total Incident:</b>	<b>148</b>	<b>5.69%</b>
<b>D-9 - District-9 County Outside Fire District</b>		
111 - Building fire	1	0.04%
112 - Fires in structure other than in a building	1	0.04%
121 - Fire in mobile home used as fixed residence	1	0.04%
137 - Camper or recreational vehicle (RV) fire	1	0.04%
138 - Off-road vehicle or heavy equipment fire	1	0.04%
142 - Brush or brush-and-grass mixture fire	5	0.19%
151 - Outside rubbish, trash or waste fire	1	0.04%
153 - Construction or demolition landfill fire	1	0.04%
171 - Cultivated grain or crop fire	1	0.04%
321 - EMS call, excluding vehicle accident with injury	1	0.04%
322 - Motor vehicle accident with injuries	4	0.15%
381 - Rescue or EMS standby	1	0.04%
411 - Gasoline or other flammable liquid spill	2	0.08%
412 - Gas leak (natural gas or LPG)	1	0.04%
611 - Dispatched & cancelled en route	13	0.50%
651 - Smoke scare, odor of smoke	2	0.08%

Report shows count of incidents for Status selected.





700 - False alarm or false call, other	1	0.04%
Zone: D-9 - District-9 County Outside Fire District Total Incident:	38	1.46%
<b>ESN 403 - Gilt Edge Fire District</b>		
111 - Building fire	1	0.04%
Zone: ESN 403 - Gilt Edge Fire District Total Incident:	1	0.04%
<b>ESN 404 - Garland Fire District</b>		
311 - Medical assist, assist EMS crew	1	0.04%
611 - Dispatched & cancelled en route	1	0.04%
Zone: ESN 404 - Garland Fire District Total Incident:	2	0.08%
<b>ESN 409 - Three Star Fire District</b>		
352 - Extrication of victim(s) from vehicle	1	0.04%
611 - Dispatched & cancelled en route	1	0.04%
Zone: ESN 409 - Three Star Fire District Total Incident:	2	0.08%
<b>ESN 410 - Mason Fire County</b>		
611 - Dispatched & cancelled en route	1	0.04%
Zone: ESN 410 - Mason Fire County Total Incident:	1	0.04%
<b>ESN 412 - Charleston Fire District</b>		
111 - Building fire	1	0.04%
352 - Extrication of victim(s) from vehicle	1	0.04%
Zone: ESN 412 - Charleston Fire District Total Incident:	2	0.08%
<b>TOTAL INCIDENTS FOR ALL ZONES:</b>	<b>2602</b>	<b>100%</b>

Report shows count of incidents for Status selected.



## Covington Fire Department Inspector

Monthly Report March 21<sup>st</sup> 2023 to April 15<sup>th</sup> 2023

- General office duties, taking mail and picking up mail at City Hall and picking up supplies needed for both stations and vehicles.
- 30 Inspections / re-Inspections/ Beer inspection
- 1 fire alarm tests
- 2 fire alarm response
- 6 meeting/special events etc.
- 1 special event
- 2 fire extinguisher checks at city hall and the CMC building



Donna Turner  
Chief of Police

# Covington Police Department

211 South Main Street Covington, TN 38019

Telephone (901) 475-1261

(c) 901- 444-1047

Fax (901) 313-9359

dturner@covingtontn.com

23 May 2023

## Public Safety Committee Meeting Law Enforcement Agenda

**April 2023**

- **Personnel**
- **Training**
- **Monthly Activity**
- **March Major Expenses**
- **Total Calls for Service**
- **Traffic Stops**
- **K9 Stats**
- **April 2023 Stats**

### **Personnel**

The CPD is currently down seven (8) positions:

1. Criminal Investigations (Det. Dewayne Dowell – Atoka PD)
2. School Resource Officer – Charger Academy position
3. School Resource Officer – Crestview Elementary position
4. Uniform Patrol (Officer Kieshawn Powell – resignation -disciplinary)
5. Uniform Patrol (Officer Christopher Currie – termination/probation)
6. Uniform Patrol (Officer Linda Taylor – termination/probation)
7. Administration (Captain Jack Howell – resignation)
8. Uniform Patrol (Officer Chad Merkle – resignation)

03 April 2023 – **Jennifer Stubblefield** began an **internship** at CPD from TCAT in Covington as an administrative assistant.

10 April 2023 – **Amari Hayes** was hired as the first CPD **Criminal Intelligence Analyst** through the recently received VCIF State of Tennessee Violent Crime Grant.

### Training

April 12 – 14 – **Chief Turner** attended TACP in Franklin, Tn. It was the Expo with vendors for the State of Tennessee.

April 19 – **Lt. McCurry, Lt. Baugues, Lt. Ginn, Det. Dillingham, Det. Doss, Det. Isbell, SRO Robertson** attended an online course *Interview and Interrogation for New Detectives*.

April 24 – **Detective Dillingham and Detective Doss** attended *Investigating Unexpected Child Death* in Memphis; TN hosted by Middle TN State University.

### Monthly Activity

- 4/1-4/14 – Chief Turner reassigned the entire Command Staff along with the Criminal investigative Unit to Cobb Parr Park for disaster relief.
- 4/12 – Press release for school threat
- 4/20 – Chief Turner attended the disaster team meeting at City Hall.
- 4/24 – Covington Police Department welcomed a **Criminal Intelligence Analyst, Amari Hayes**. WELCOME!
- 4/25 – Chief Turner and staff attended the Pep Rally for CMS at Frazier Park
- 4/26 – Chief Turner attended the FEMA Applicant Briefing in Brighton, TN.
- 4/27 – Chief Turner had a meeting with the School Board.
- 4/28 – Chief Turner, Lt. Baugues, Lt. Ginn, and Officer Taylor met with the first graders of Charger Academy.
- 4/27 – Press release for Walgreen theft
- 4/28 – Governor Bill Lee visited.

### April 2023 Major Expenses:

110-42100-941 | Transportation Equipment - **\$11,224.91**  
- Suiting 3 Chevrolet Tahoe's

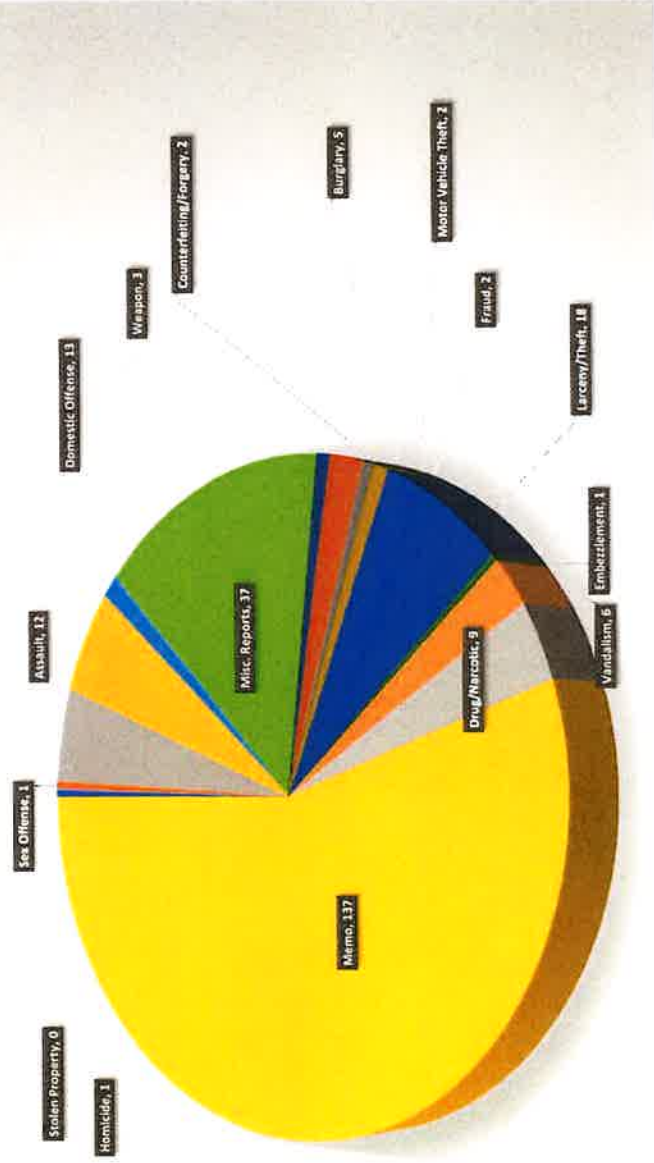
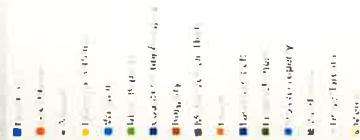
### April Statistical Graphs and Totals:

- **April 2023 / Total calls for service – 1667**
- **April 2023 / Traffic stops – 256**
- **April 2023 / Statistics Patrol including K9 and CID**





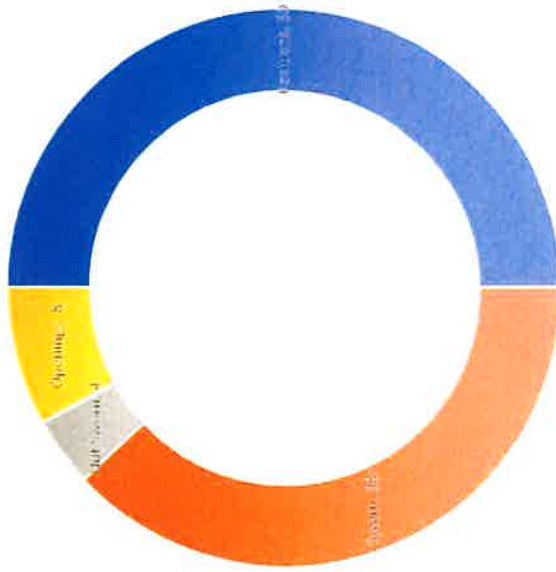
# Offenses



Personnel



- Positions
- Sworn
- Not Sworn
- Openings



## Statistics



Fleet



14  
12  
10  
8  
6  
4  
2  
0



Trucks



SUV's



Cars

CALL TOTALS FROM JANUARY 2022 TO DECEMBER 2022


Agency	Jan.	Feb	Mar	Apr	May	Jun	Jul	Aug	Sep	Oct	Nov	Dec	Actual Annual	Annual Per Day Vol.
Atoka PD	662	671	827	896									3056	
Brighton PD	453	400	420	366									1639	
Covington PD	1889	1388	1532	1667									6476	
Mason PD	55	74	73	43									245	
Munford PD	1374	973	1098	1182									4627	
Tipton County SO	2104	1971	2620	2283									8978	
<b>MONTHLY LE TOTALS</b>	<b>6537</b>	<b>5477</b>	<b>6570</b>	<b>6437</b>	<b>0</b>	<b>0</b>	<b>0</b>	<b>0</b>	<b>0</b>	<b>0</b>	<b>0</b>	<b>0</b>	<b>25021</b>	
Atoka FD	123	105	118	99									445	
Brighton FD	80	65	81	74									300	
Charleston FD	7	1	5	18									31	
Covington FD	237	211	229	256									933	
Garland FD	15	13	12	21									61	
Gilledge FD	52	46	45	47									190	
Mason FD	12	9	10	7									38	
Munford FD	95	83	87	112									377	
Quito FD	70	60	48	44									222	
Tipton County FD	137	124	102	105									468	
Three Star FD	80	51	62	71									264	
<b>MONTHLY FD TOTALS</b>	<b>908</b>	<b>768</b>	<b>799</b>	<b>854</b>	<b>0</b>	<b>0</b>	<b>0</b>	<b>0</b>	<b>0</b>	<b>920</b>	<b>0</b>	<b>0</b>	<b>4249</b>	
Ambulance Service	839	806	764	763									3172	
<b>MONTHLY EMS TOTAL</b>	<b>839</b>	<b>806</b>	<b>764</b>	<b>763</b>	<b>0</b>	<b>0</b>	<b>0</b>	<b>0</b>	<b>0</b>	<b>0</b>	<b>0</b>	<b>0</b>	<b>3172</b>	
<b>MONTHLY TOTALS</b>														
Law Enforcement	6537	5477	6570	6437	0	0	0	0	0	0	0	0		
Fire Dept.	908	768	799	854	0	0	0	0	0	920	0	0		
Ambulance	839	806	764	763	0	0	0	0	0	0	0	0		
<b>ALL AGENCIES</b>	<b>8284</b>	<b>7051</b>	<b>8133</b>	<b>8054</b>	<b>0</b>	<b>0</b>	<b>0</b>	<b>0</b>	<b>0</b>	<b>920</b>	<b>0</b>	<b>0</b>	<b>32442</b>	







Covington Police Department Patrol Division - Monthly Statistics

	Covington Police Department Patrol Division - Monthly Statistics	Covington Police Department Patrol Division - Monthly Statistics																																																																																																																																																																																																																																																																																																																																																																																																																																																																																																																																																																																																																																																																																																																																																																																																																																																																																																																																																																																																																																																																																																																																																																																																																																																																																																																																																																																																																																																																	
		Agg. Assault	Animal Cruelty	Arson	Assault	Burglary	Child Abuse/Neglect	Contributing to Del.	Criminal Impers.	Disorderly Conduct	Disorderly Assaults	Drug Arrests	Disorderly Conduct	DUI	False Report	Harassment	Intimidation	Leaving the Scene	Littering	Minor in Poss.	Poss. Firearm	Public Indecency	Public Intox.	Rape	Reckless Driving	Reckless Endangerment	Resist Arrest	Revoked/Susp	Robbery	Sexual Battery	Shoplifting	Theft	Trespassing	Unruly Juvenile	Vandalism	Warrant Arrest	Reports Filed	Total Arrests	Traffic Citation	Parking Tickets	Traffic Warning																																																																																																																																																																																																																																																																																																																																																																																																																																																																																																																																																																																																																																																																																																																																																																																																																																																																																																																																																																																																																																																																																																																																																																																																																																																																																																																																																																																																																										
Apr-23																																																																																																																																																																																																																																																																																																																																																																																																																																																																																																																																																																																																																																																																																																																																																																																																																																																																																																																																																																																																																																																																																																																																																																																																																																																																																																																																																																																																																																																																			</

# K9 Activity Log



	Training	Sniffs	Alerts	Finds	Apprehensions	Bites	Building Search	Assist other Agency	Total Deployments	Reports Filed	Total Arrests	Drug Arrests	Weapon recovered	Seizure	Traffic Citation	Parking Tickets	Traffic Warning	Days Worked	Details	Extra Patrol	Training Hrs.
4/1/23-4/30/23																					
ALPHA 6am- 6pm	0	0	0	0	0	0	0	0	0	0	0	0	0	0	0	0	0	0	0	0	0
BRAVO 6pm-6am	0	0	0	0	0	0	0	0	0	0	0	0	0	0	0	0	0	0	0	0	0
CHARLIE 6am-6pm	0	0	0	0	0	0	0	0	0	0	0	0	0	0	0	0	0	0	0	0	0
DELTA 6pm-6am	16	2	2	2	0	0	1	0	4	20	9	3	0	0	3	0	3	20	2	0	16
INTERDICTION	0	0	0	0	0	0	0	0	0	0	0	0	0	0	0	0	0	0	0	0	0
Totals	16	2	2	2	0	0	1	0	4	20	9	3	0	0	3	0	3	20	2	0	16





Donna Turner  
Chief of Police

# Covington Police Department

211 South Main Street Covington, TN 38019

Telephone (901) 475-1261

(c) 901- 444-1047

Fax (901) 313-9359

dturner@covingtontn.com

## PRESS RELEASE

06 April 2023

**\*\*Immediate \*\***

### **Covington Police Department Officers make looting arrests in disaster areas overnight.**

On 05 April 2023 at 10:30 PM, while on a security check of 3299 Highway 51 S. in Covington (Express Chevrolet), officers observed a white Chevrolet Silverado parked between the rows of vehicles on the lot that were damaged during the storm on 03/31/2023.

Officers approached the driver, **Jeremy Oliver, 44 of the 2000 block of Indian Creek in Brighton.** Oliver stated that he was just looking at the storm damage on his way home. The city of Covington currently has a curfew for the areas affected by the storms. Oliver appeared to be nervous, and officers confirmed he was currently out of jail on probation. Officers requested Oliver to step out of the vehicle and he then started the truck, put it in gear as if to drive off. Officers turned the vehicle off and Oliver hesitated to open the door. Officers gave Oliver verbal directions to exit the vehicle which Oliver refused and was removed from the vehicle. Oliver resisted by pulling away from the officers and refusing to be handcuffed. Officers were able to take Oliver to the ground to affect the arrest to which Oliver continued to resist. Officers deployed their taser to affect the arrest. Oliver was not injured in the incident.

Officers searched Oliver's vehicle observing a Sawzall with a fully charged battery, miscellaneous car parts in the vehicle, and a small clear bag with 12 yellow pills wrapped in cellophane. The pills were identified as Gabapentin and Tadalafil. The car parts and pills were collected as evidence. Oliver was transported to the Tipton County Jail. Oliver was charged with Possession of Schedule V with intent to distribute, Resisting arrest, Curfew Violation, and Criminal Trespassing.

"The looting activity is sickening after seeing the damage to property that our citizens and business owners have been devastated this week by the tornados. " said Chief Donna Turner "Officers are going to continue to patrol these areas proactively and there will be zero tolerance. The vehicles these thieves are using will be towed and the thieves will be held without a bond until Judge Peeler can arraign them in Tipton County General Sessions Court. The message is clear: be a part of the solution not the problem!"

If anyone has information of people looting in these areas or have additional information on this incident, please contact the CPD Criminal Investigations Division at 901-475-1261. Tips can be sent through Facebook messenger Covington Police Department or the City of Covington website.

Photograph attached.

*"Serving - Protecting - Caring"*



Donna Turner  
Chief of Police

# Covington Police Department

211 South Main Street Covington, TN 38019

Telephone (901) 475-1261

(c) 901- 444-1047

Fax (901) 313-9359

dturner@covingtontn.com

12 April 2023

## Press Release

*For immediate release*

### **Arrest made in school threat by Covington Police Department.**

On 12 April 2023 at about 6:45 am a Covington Police Department School Resource Officer received a disturbing screenshot of a snapchat post. The post indicated a possible threat to "CHS", thought to be Covington High School, in the form of a warning to students with the threatening post behind it. School officials and CPD increased security at the school campuses until the suspect was identified.

CID Detectives and TN Homeland Security Agents began determining where the message originated. Officials with the Tipton County Schools of Tennessee worked closely with detectives to identify who had made the social media threat and maintain security at the school. Detectives confirmed other meetings and activities scheduled at CHS today included a Countywide Principal's meeting and the random K9 search of the campus.

Detectives conducted interviews and obtained a confession from the 16-year-old male juvenile from Whaley Road in Covington, TN who made the post. The juvenile who had reposted the fabricated post, captured the screenshot from "ElChapo" of the threat and spread it on social media. The friends who received the post notified staff at the Tipton County Schools, launching the investigation. Detectives confirmed the original post was in 2018 from a 17-year-old in Clovis New Mexico made to Centennial High School (CHS) who was charged in the post.

The Covington juvenile was cited in Juvenile court for the **Threat of Mass Violence** and released to his parents. The investigation confirmed the post was fake. The juvenile is slated to appear in Tipton County Juvenile Court later this month.

"This was a great partnership to quickly determine where the social media post was made. I appreciate the Tennessee Homeland Security agents, Tipton County School staff, and the CPD detectives and officers who were vital in solving the case." said Chief Donna Turner. "The parents worked closely with detectives and the investigation confirmed they did not know what the juvenile had posted." Chief Turner added, "The law is clear, do not repost threatening post, not to warn anyone or jokingly forward them. In addition, the law states, if you see a threatening post of violence, you are supposed to report the post. CPD will charge anyone responsible for reposting or not reporting these threats. We will investigate every post to protect our students and teachers and maintain safety on our campuses."



Donna Turner  
Chief of Police

# Covington Police Department

211 South Main Street Covington, TN 38019

Telephone (901) 475-1261

(c) 901-444-1047

Fax (901) 313-9359

dturner@covingtontn.com

## Press Release

27 April 2023

### \*For Immediate Release\*

#### **Covington Police Department needs assistance in identifying a second suspect in a shoplifting incident in Covington, Tn.**

On 12 April 2023 at about 12:13PM, Covington Police Department officers responded to **Walgreens** located at **950 HWY 51 North in Covington** regarding a shoplifting. The Walgreens staff reported two **(2) females** entered to the store and began to load merchandise into black bags. When confronted, both females got into a white SUV and fled the scene. Officers confirmed there were **two females** who fled Walgreens in a **White Volkswagen SUV** heading East on Industrial. Upon arrival, officers spotted the SUV at the stoplight of Tennessee Avenue and Industrial Road. Officers proceeded to follow the vehicle southbound on HWY 51 where the officers initiated a traffic stop at Holly Grove Road. The subject proceeded to flee South on HWY 51, running the stoplight leaving Covington city limits. To maintain safety of citizens, the traffic stop was terminated, and other surrounding agencies were updated on the description of the suspects and vehicle.

Moments later, officers were advised that the unoccupied SUV was located in Millington, TN in the parking lot of the Walmart Supercenter. CPD Officers responded to Millington and the SUV was towed to Covington Impound lot where the vehicle was held as evidence. Officers filed for a Judicial Seizure for the vehicle due to being used in the commission of a felony.

On 14 April 2023, detectives executed a search warrant on the vehicle. Inside the vehicle, a black trash bag and a purse with merchandise from the theft was recovered, unused Walgreen's brand plastic bags, and several pieces of identification for **Tarnisha Woods, 48, of Memphis**. The stolen property was determined to be valued at \$1,470.22. A warrant was filed in Tipton County General Sessions Court for the registered vehicle owner charging her with **Felony Shoplifting, Felony Evading, Reckless Driving, Speeding (75/45), and 2 counts of Disregarding a Sign or Signal**. On 20 April 2023, Detectives located Woods who was interviewed at the Covington Police Department. She admitted to her role in the shoplifting. Detectives confirmed that Woods matched the description of the suspect from the shoplifting. Shortly after, Woods was arrested and released on a \$10,000 bond at the Tipton

County Sheriff's Office jail. Woods is slated to appear in Tipton County General Sessions Court on 28 May 2023. At this time, charges are pending on the additional suspect who is still unidentified.

"The suspects fled the scene abruptly before officers arrived. The Walgreens staff has worked closely with Covington Police Department Detectives and we are following up on leads in the case to identify the second female suspect," said Chief Donna Turner. "We are asking anyone who may have seen the shoplifting duo to assist us. Detectives are working jointly with Millington Police Department surrounding the location of the unoccupied vehicle. "

If anyone has information in this incident, please contact the CPD Criminal Investigations Division at 901-475-1261. Tips can be sent in through Facebook messenger Covington Police Department or the City of Covington website.

