

Fire Chief
Richard Griggs



Phone: (901) 476-2578

City of Covington

OFFICE OF THE FIRE CHIEF

P.O. Box 768

Covington, Tennessee 38019

Mayor
Justin Hanson



Fax: (901) 476-9800

Covington Fire Department

Report for November 22, 2022

1. Community Events: The CFD Participated in numerous fall festivals. Charger Academy Fall Fest, Scare on Square, DSCC Trunk or Treat, Home Depot Trunk or Treat, Drug Free Tipton's drug takeback event, Great Expectation Ministries Fall Fest, and a fire prevention event @Head Start.
2. Volunteer Hours: 29 hours worked by Volunteers in October 2022.
3. Run Report for October 21st -November 17th, 2022, attached. Total calls for 2022.
4. County coverage area collections to date: \$82,225.00. Invoices for 2023 will be out in early December.
5. Training: All shifts attended lunch and learn with US Cold Storage.
6. Station Update: TBD
7. Severe weather sirens: Loon and Hall Street waiting parts from manufacturer to be repaired
8. Care Report- see attached for review. (Free Smoke Alarms) call (901)-476-2578 to schedule.
9. Fire Inspection Report: See attached for review.
10. Volunteer recruitment update: 5 new recruits
11. Staff Update: One on FMLA, 1 open position, 4 applicants for this position testing in process to fill position ASAP.

OCTOBER 2022

EMP #	NAME	CALL IN HOURS	SHIFT TRAINING HOURS	TOTAL	TOTAL AFTER -24 HOURS
1207	GENE COLTRANE	0	0	0	
1349	DUVALE DEAN	0	29	29	29
1352	MARK GOFORTH	0	0	0	
1350	ANDREW HARRINGTON	0	0	0	
1351	JUSTIN WARF	0	0	0	
623	BAKER MCCOOL	0	0	0	
			TOTAL	29	29

CERTIFIED PAYROLL SIGNATURE: _____

DATE:

Covington Fire Department

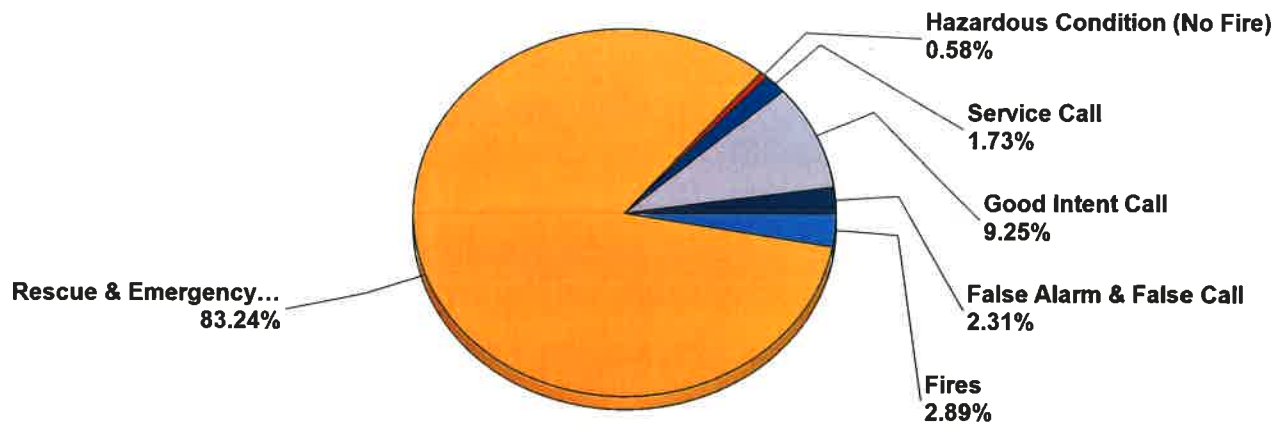
Covington, TN

This report was generated on 11/18/2022 11:11:24 AM



Breakdown by Major Incident Types for Date Range

Zone(s): All Zones | Start Date: 10/21/2022 | End Date: 11/17/2022



MAJOR INCIDENT TYPE	# INCIDENTS	% of TOTAL
Fires	5	2.89%
Rescue & Emergency Medical Service	144	83.24%
Hazardous Condition (No Fire)	1	0.58%
Service Call	3	1.73%
Good Intent Call	16	9.25%
False Alarm & False Call	4	2.31%
TOTAL	173	100%

Only REVIEWED and/or LOCKED IMPORTED incidents are included. Summary results for a major incident type are not displayed if the count is zero.



Detailed Breakdown by Incident Type

INCIDENT TYPE	# INCIDENTS	% of TOTAL
111 - Building fire	2	1.16%
113 - Cooking fire, confined to container	1	0.58%
131 - Passenger vehicle fire	1	0.58%
142 - Brush or brush-and-grass mixture fire	1	0.58%
311 - Medical assist, assist EMS crew	18	10.4%
321 - EMS call, excluding vehicle accident with injury	114	65.9%
322 - Motor vehicle accident with injuries	5	2.89%
324 - Motor vehicle accident with no injuries.	6	3.47%
352 - Extrication of victim(s) from vehicle	1	0.58%
440 - Electrical wiring/equipment problem, other	1	0.58%
500 - Service Call, other	1	0.58%
551 - Assist police or other governmental agency	1	0.58%
561 - Unauthorized burning	1	0.58%
600 - Good intent call, other	1	0.58%
611 - Dispatched & cancelled en route	13	7.51%
631 - Authorized controlled burning	1	0.58%
651 - Smoke scare, odor of smoke	1	0.58%
700 - False alarm or false call, other	2	1.16%
711 - Municipal alarm system, malicious false alarm	1	0.58%
745 - Alarm system activation, no fire - unintentional	1	0.58%
TOTAL INCIDENTS:	173	100%

Only REVIEWED and/or LOCKED IMPORTED incidents are included. Summary results for a major incident type are not displayed if the count is zero.



Covington Fire Department

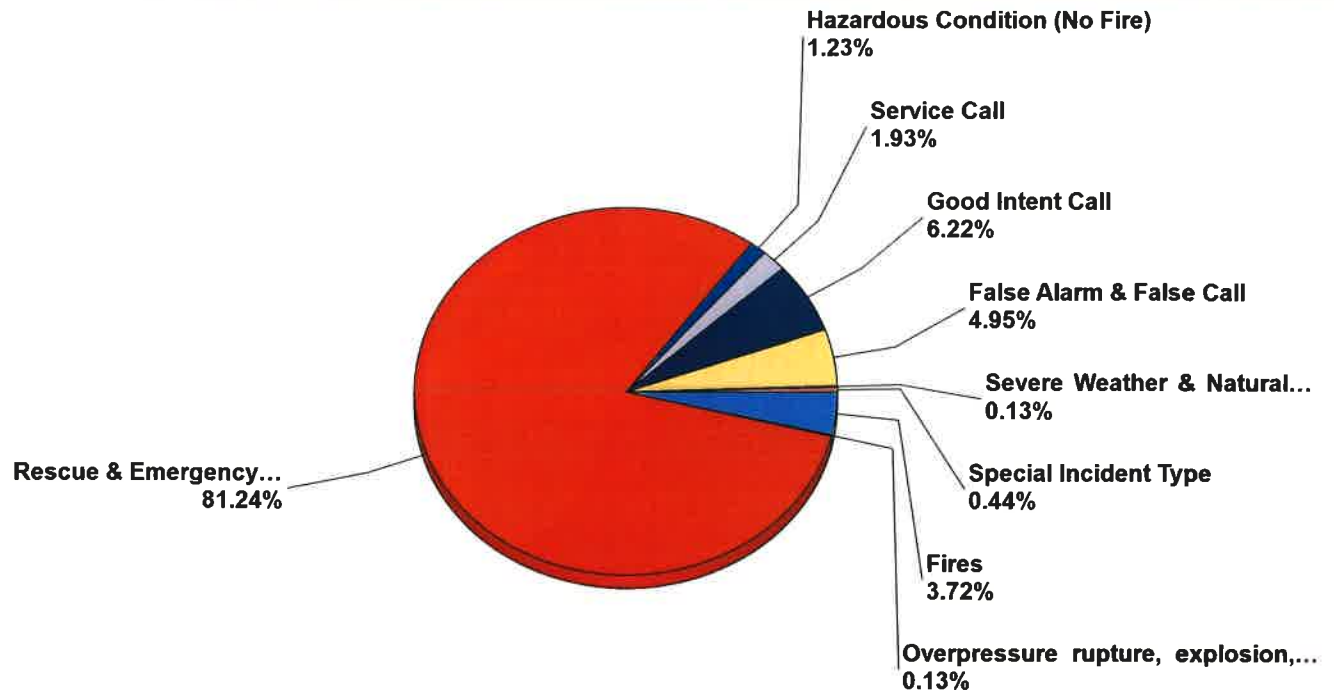
Covington, TN

This report was generated on 11/18/2022 11:10:43 AM



Breakdown by Major Incident Types for Date Range

Zone(s): All Zones | Start Date: 01/01/2022 | End Date: 11/17/2022



MAJOR INCIDENT TYPE	# INCIDENTS	% of TOTAL
Fires	85	3.72%
Overpressure rupture, explosion, overheating - no fire	3	0.13%
Rescue & Emergency Medical Service	1854	81.24%
Hazardous Condition (No Fire)	28	1.23%
Service Call	44	1.93%
Good Intent Call	142	6.22%
False Alarm & False Call	113	4.95%
Severe Weather & Natural Disaster	3	0.13%
Special Incident Type	10	0.44%
TOTAL	2282	100%

Only REVIEWED and/or LOCKED IMPORTED incidents are included. Summary results for a major incident type are not displayed if the count is zero.



Detailed Breakdown by Incident Type

INCIDENT TYPE	# INCIDENTS	% of TOTAL
111 - Building fire	18	0.79%
112 - Fires in structure other than in a building	1	0.04%
113 - Cooking fire, confined to container	4	0.18%
118 - Trash or rubbish fire, contained	2	0.09%
121 - Fire in mobile home used as fixed residence	1	0.04%
130 - Mobile property (vehicle) fire, other	4	0.18%
131 - Passenger vehicle fire	10	0.44%
132 - Road freight or transport vehicle fire	4	0.18%
137 - Camper or recreational vehicle (RV) fire	1	0.04%
138 - Off-road vehicle or heavy equipment fire	3	0.13%
140 - Natural vegetation fire, other	2	0.09%
142 - Brush or brush-and-grass mixture fire	9	0.39%
143 - Grass fire	19	0.83%
151 - Outside rubbish, trash or waste fire	2	0.09%
153 - Construction or demolition landfill fire	2	0.09%
160 - Special outside fire, other	1	0.04%
171 - Cultivated grain or crop fire	2	0.09%
251 - Excessive heat, scorch burns with no ignition	3	0.13%
311 - Medical assist, assist EMS crew	172	7.54%
320 - Emergency medical service, other	1	0.04%
321 - EMS call, excluding vehicle accident with injury	1562	68.45%
322 - Motor vehicle accident with injuries	64	2.8%
323 - Motor vehicle/pedestrian accident (MV Ped)	1	0.04%
324 - Motor vehicle accident with no injuries.	42	1.84%
331 - Lock-in (if lock out , use 511)	2	0.09%
350 - Extrication, rescue, other	1	0.04%
351 - Extrication of victim(s) from building/structure	2	0.09%
352 - Extrication of victim(s) from vehicle	4	0.18%
370 - Electrical rescue, other	1	0.04%
381 - Rescue or EMS standby	2	0.09%
400 - Hazardous condition, other	4	0.18%
411 - Gasoline or other flammable liquid spill	4	0.18%
412 - Gas leak (natural gas or LPG)	5	0.22%
413 - Oil or other combustible liquid spill	3	0.13%
424 - Carbon monoxide incident	1	0.04%
440 - Electrical wiring/equipment problem, other	2	0.09%
441 - Heat from short circuit (wiring), defective/worn	1	0.04%
444 - Power line down	5	0.22%
445 - Arcing, shorted electrical equipment	2	0.09%
461 - Building or structure weakened or collapsed	1	0.04%
500 - Service Call, other	7	0.31%
510 - Person in distress, other	14	0.61%
511 - Lock-out	5	0.22%
520 - Water problem, other	1	0.04%
521 - Water evacuation	1	0.04%
522 - Water or steam leak	1	0.04%
531 - Smoke or odor removal	1	0.04%
542 - Animal rescue	1	0.04%
550 - Public service assistance, other	1	0.04%
551 - Assist police or other governmental agency	4	0.18%
552 - Police matter	3	0.13%
553 - Public service	2	0.09%
561 - Unauthorized burning	3	0.13%
600 - Good intent call, other	7	0.31%
611 - Dispatched & cancelled en route	111	4.86%

Only REVIEWED and/or LOCKED IMPORTED incidents are included. Summary results for a major incident type are not displayed if the count is zero.



Detailed Breakdown by Incident Type

INCIDENT TYPE	# INCIDENTS	% of TOTAL
622 - No incident found on arrival at dispatch address	6	0.26%
631 - Authorized controlled burning	3	0.13%
651 - Smoke scare, odor of smoke	14	0.61%
672 - Biological hazard investigation, none found	1	0.04%
700 - False alarm or false call, other	41	1.8%
710 - Malicious, mischievous false call, other	1	0.04%
711 - Municipal alarm system, malicious false alarm	7	0.31%
721 - Bomb scare - no bomb	1	0.04%
730 - System malfunction, other	3	0.13%
731 - Sprinkler activation due to malfunction	1	0.04%
733 - Smoke detector activation due to malfunction	11	0.48%
735 - Alarm system sounded due to malfunction	11	0.48%
740 - Unintentional transmission of alarm, other	2	0.09%
741 - Sprinkler activation, no fire - unintentional	2	0.09%
743 - Smoke detector activation, no fire - unintentional	10	0.44%
744 - Detector activation, no fire - unintentional	5	0.22%
745 - Alarm system activation, no fire - unintentional	16	0.7%
746 - Carbon monoxide detector activation, no CO	2	0.09%
812 - Flood assessment	1	0.04%
813 - Wind storm, tornado/hurricane assessment	1	0.04%
814 - Lightning strike (no fire)	1	0.04%
900 - Special type of incident, other	3	0.13%
911 - Citizen complaint	7	0.31%
TOTAL INCIDENTS:	2282	100%

Only REVIEWED and/or LOCKED IMPORTED incidents are included. Summary results for a major incident type are not displayed if the count is zero.



Yearly Totals

Year	Total
2008	\$55,600.00
2009	\$53,950.00
2010	\$52,550.00
2011	\$53,900.00
2012	\$54,300.00
2013	\$55,400.00
2014	\$55,550.00
2015	\$57,400.00
2016	\$84,100.00
2017	\$80,295.00
2018	\$79,625.00
2019	\$80,320.00
2020	\$79,870.00
2021	\$82,840.00
2022	\$82,255.00
2023	\$225.00

Total: \$1,008,180.00

Covington Fire Dept. CARE/911 Alternative Program

Monthly Report – November 2022

- General Office Duties
- Six welfare checks
- 20 smoke alarms installed
- Monitored Covington Tn. Civil Defense Sirens- Covington High School, Church of Christ, Crestview Elem, Covington High School, Hall St.
- Three welfare check at Covington Magnolia Nursing & Rehab Facility
- Completed One AHA CPR Heart saver Recertification class
- Completed One AHA BLS Healthcare Provider Recertification class
- Assisted A Shift on one EMS call.

Covington Fire Department Inspector

Monthly Report Oct 20th 2022 to Nov 14th 2022

- General office duties, taking mail and picking up mail at City Hall and picking up supplies needed for both stations and vehicles.
- 56 Inspections / re-Inspections/ Beer inspection & food truck inspections
- 1 monthly Fire extinguisher check for the Civic Center
- 1 monthly fire extinguisher check for City Hall
- 2 Civic lunch meeting
- 1 False Alarm responses



Donna Turner
Chief of Police

Covington Police Department

211 South Main Street Covington, TN 38019

Telephone (901) 475-1261

(c) 901- 444-1047

Fax (901) 313-9359

dturner@covingtontn.com

Public Safety Committee Meeting Law Enforcement Agenda

22 November 2022

- **Personnel**
- **Training**
- **Monthly Activity**
- **October Major Expenses**
- **Total Calls for Service**
- **Traffic Stops**
- **October 2022 Stats**

Personnel

The CPD is currently down four (4) positions:

1. Criminal Investigations (Det. Dewayne Dowell – Atoka PD)
2. Uniform Patrol (Sgt. Greg Templeton- TCSO – resignation - disciplinary)
3. School Resource Officer – Charger Academy position
4. School Resource Officer – Crestview Elementary position

The fees for the three (3) recruits which will be attending the TLETA in January will be waived with a scholarship provided by TLETA. One (1) recruit will attend a one-week transition class which we are waiting for the confirmation dates. Two (2) recruits are completing their last Phase and will be assigned to a shift upon successful completion.

The closure of S. College Street at the CHS campus has been monitored for 30 days since the approval of the action. Initially there were calls inquiring why the street was being closed but overwhelmingly the comments have been positive. CPD utilized the traffic trailers to alert traffic of the change in the road pattern for the 30 days. Public works has completed the new striping for the crosswalks and added additional barricade barrels. The Patrol Division has increased traffic

“Serving – Protecting- Caring”

enforcement in the surrounding areas to reduce traffic violations. I am requesting the approval to continue the road closure during school hours and the reduced speed to 15 when students and staff are on campus to include sporting events after hours. The flashing 15 MPH signs and barricades will be utilized to warn traffic. If approved, replace the barrels with more permanent barricades. If grant monies are available, I recommend a raised crosswalk be constructed which would slow traffic on S. College Street from Sherrod to Ash Streets. This would increase safety for all foot traffic in the neighborhood when school events are not being held.

Training

- **October 10-12**, Officer McBee and Officer Bohnert attended **Advanced Search and Seizure, Advanced Traffic Stops** training, in Clarksville. The training provides a platform to help master search and seizure case law to be proactive and legally defensible. Uses relevant case law to explain the legal aspects of searches and seizures in federal and state specific jurisdictions.
- **October 10 -11**, SRO Robertson, Lee and Lightsey attended the training of the Texas State University ALERRT training. The training was hosted by the Atoka Police Department. The ALERRT training is specialized training when responding to active shooter incidents at schools consisting of classroom and active scenarios.

Monthly Activity

- Oct. 3 – Chief Turner attended the Department Head Meeting
- Oct. 3 – Chief Turner and the Command Staff attended the Survivor Support Ceremony for Domestic Violence Awareness month at the Tipton County Courthouse.
- Oct 3 – 5 – CPD staff participated in open enrollment related to benefits.
- Oct 4. – Chief Turner, Capt Howell, and Lt Baugues attended the Crime Driver Operation Meeting hosted by TCSO
- Oct. 4 – Former Sheriff Pancho Chumley assisted in reviewing the condition and pricing for weapons which are to be disposed of, sold, or to be awarded to the CPD.
- Oct 5 – Multiple law enforcement officers from Tipton County agencies, and the District Attorney's Office conducted the Crime Driver Operation which focused on compliance checks of all sex offenders in Tipton County.
- Oct 6 – Lt Ginn attended the Special Events Meeting.
- Oct 6 – Chief Turner met with Shannon Leach of the Fostered Gift Program to assist CPD when children need assistance which are being removed from their home until permanent services are established.

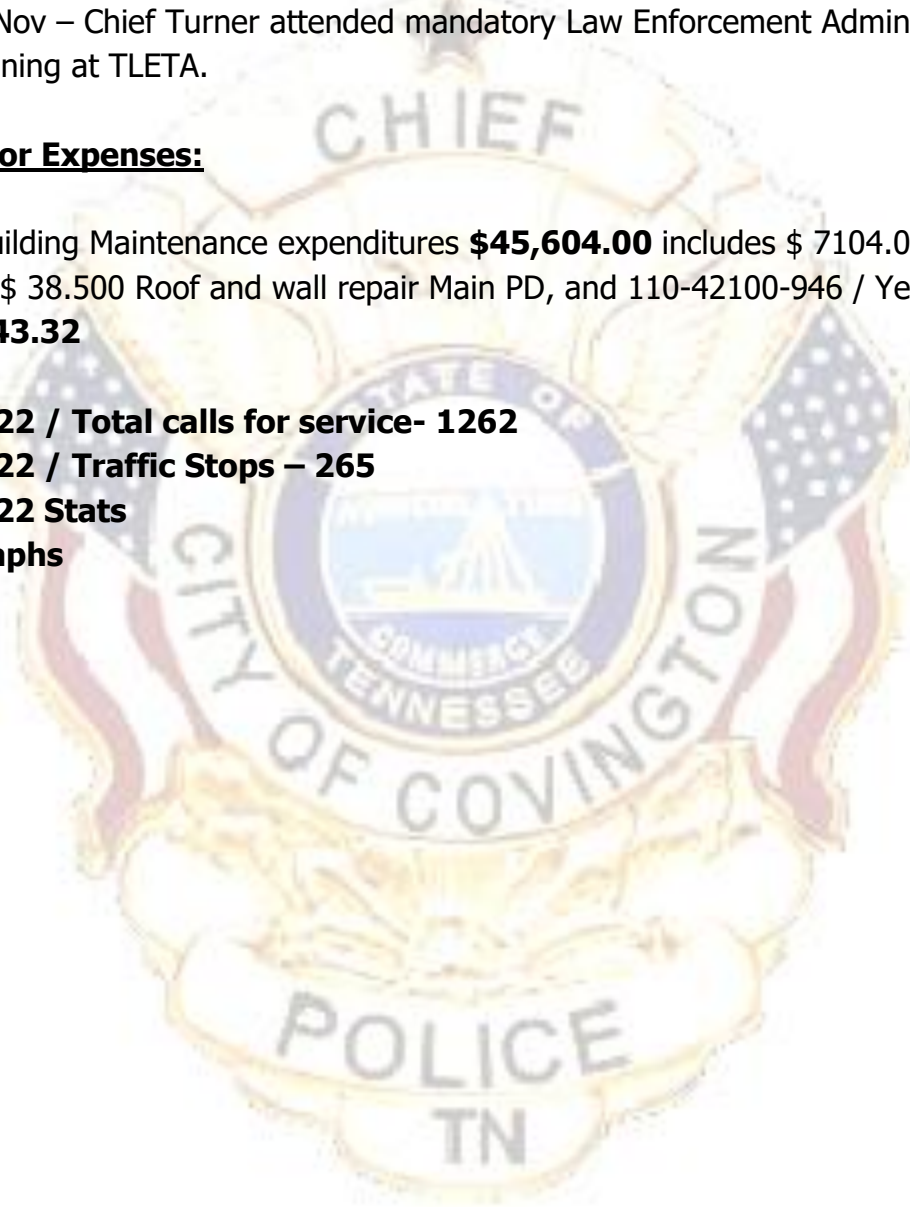
- Oct 6 – Chief Turner, Lt McCurry, Lt Baugues and Ofc Bean provided security and escort of NFL Hall of Famer Andre Reed for the Boys and Girls Club Fundraiser at the Manor.
- Oct 7 – Chief Turner attended First Friday Coffee in Atoka.
- Oct 7 – Job descriptions were reviewed and submitted to HR as requested for an upcoming salary survey.
- Oct 11 – The five (5) new hires first day.
- Oct 14 – CPD participated in a Tipton County Traffic Saturation with THP, the Drug Task Force, TCSO and Tennessee Homeland Security agents. The operation consisted of concentrated traffic enforcement and service of active warrants.
- Oct 17 Power FTO Zoom Meeting
- Oct 17 – Chief Turner attended a TACP Zoom meeting related to the upcoming school violence summit.
- Oct 18 – Chief Turner attended a special called annexation Board Meeting and regular Board Meeting.
- Oct 19 – Chief Turner participated in the School Violence Summit @ Brentwood PD along with Governor Lee's staff, other state agencies, Sheriff's and Chiefs and educators discussing our efforts to address violence in our schools in Tennessee.
- Oct 19 – CPD began extra patrolling the Election Commission due to early voting traffic.
- Oct 20 – Lt Baugues attended the Drug Free Tipton Coalition Meeting hosted by TCSO.
- Oct 20 – Chief Turner held a Neighborhood Watch Meeting with Command Staff and Ofc Bean. We currently have 18 programs active.
- Oct 20 – Chief Turner attended 3rd Thursday at Express Chevrolet
- Oct 22 – CPD conducted assistance and security for Go Lucy Go, Vintage Event at the Depot, the Gathering downtown, and the Food Truck Festival at Cobb Parr Park.
- Oct 25 – CPD five (5) new Patrol Officers were sworn in by Mayor Hanson and badge pinning by Chief Turner.
- Oct 25 Chief Turner attended the Public Safety Meeting and presented the monthly report.
- Oct 25 – Chief Turner and other law enforcement agency leaders spoke at a Crime Forum hosted by the DSCC.
- Oct 26 – Chief Turner and officers spoke to the students and had a pumpkin carving at Tipton County Headstart.
- Oct 26 – Chief Turner and the CPD Command Staff attended a Blue Oval City Meeting at DSCC.
- Oct 27 – Chief Turner and CPD staff escorted the classes from the Presbyterian Nursery for Trick or Treat around the businesses on the square.
- Oct 27 – Chief Turner spoke about current domestic violence stats in Covington at a Domestic Violence Awareness luncheon hosted by SeedCo.
- Oct 27 – Chief Turner and CPD staff led and assisted in the CHS Homecoming Parade

- Oct 27 – Chief Turner and CPD staff participated in the Trick or Treat Detail at the Public Library
- Oct 27 – Chief Turner and CPD staff participated in the Fall Festival at the Sportsplex
- Oct 28 – Chief Turner and CPD staff escorted the classes from the Presbyterian Nursery for Trick or Treat around the businesses on the square.
- Oct 28 – Chief Turner and CPD staff participated in the Trick or Treat Detail at Home Depot
- Oct 31 – CPD staff conducted extra patrols for Halloween throughout the city.
- Oct 31 – 03 Nov – Chief Turner attended mandatory Law Enforcement Administrators Academy training at TLETA.

October 2022 Major Expenses:

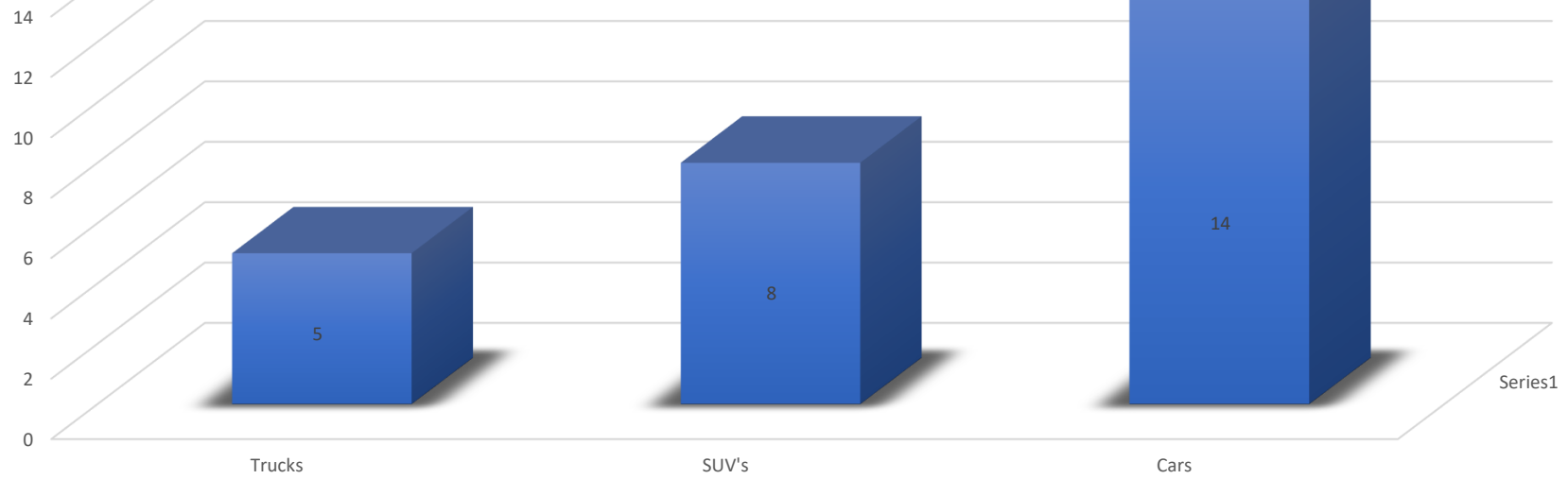
110-42100-266 / Building Maintenance expenditures **\$45,604.00** includes \$ 7104.00 Central Heating Unit CID & \$ 38,500 Roof and wall repair Main PD, and 110-42100-946 / Yearly Maintenance. **\$5,643.32**

- **October 2022 / Total calls for service- 1262**
- **October 2022 / Traffic Stops – 265**
- **October 2022 Stats**
- **October graphs**





Fleet

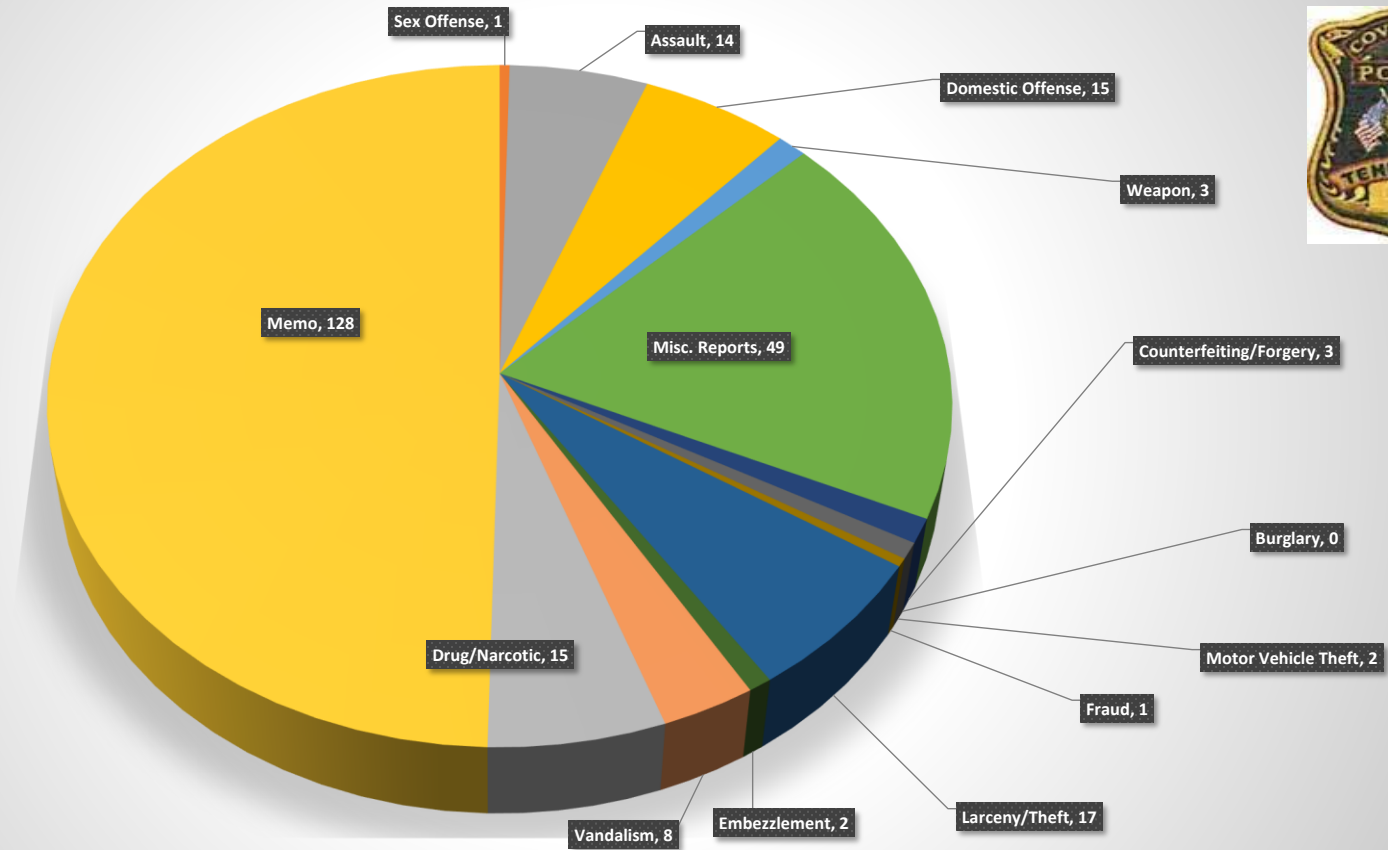


Offenses



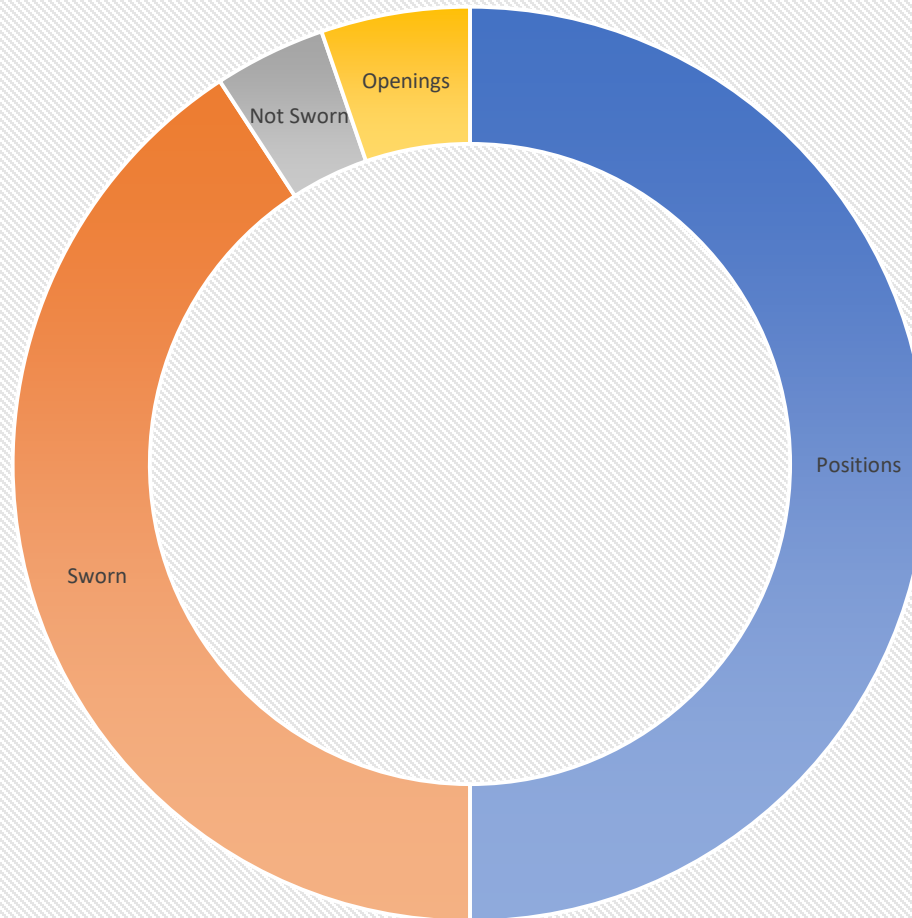
Stolen Property, 0

- Homicide
- Sex Offense
- Assault
- Domestic Offense
- Weapon
- Misc. Reports
- Counterfeiting/Forgery
- Burglary
- Motor Vehicle Theft
- Fraud
- Larceny/Theft
- Embezzlement
- Stolen Property
- Vandalism
- Drug/Narcotic
- Memo

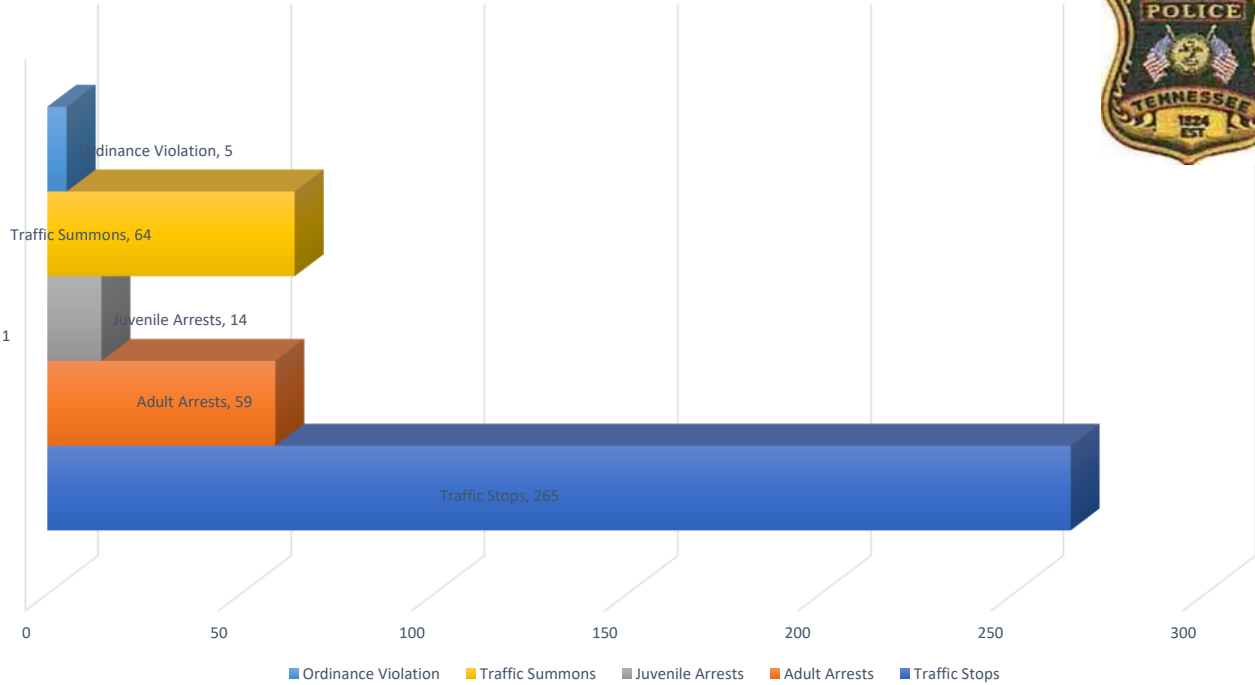





Personnel



Statistics



Covington Police Department Patrol Division - Monthly Statistics																																															
	Agg. Assault	Animal Cruelty	Arson	Assault	Burglary	Child Abuse/Neglect	Contributing to Del.	Criminal Impers.	Disorderly Conduct	Domestic Assaults	Drug Arrests	Disorderly Conduct	DUI	False Report	Fraud/False pretenses	Harassment	Intimidation	Leaving the Scene	Littering	Minor in Poss.	Poss. Firearm	Public Indecency	Public Intox.	Rape	Reckless Driving	Reckless Endangerment	Resist Arrest	Revoked/Susp	Robbery	Sexual Battery	Shoplifting	Theft	Trespassing	Unruly Juvenile	Vandalism	Warrant Arrest	Reports Filed	Total Arrests	Traffic Citation	Traffic Warning							
Oct-22																																									Days Worked	Details	Extra Patrol	Training Hrs.	Volunteer Hrs.		
ALPHA 6am- 6pm																																															
J. Taylor	0	0	0	0	0	0	0	0	0	0	0	0	0	0	0	0	0	0	0	0	0	0	0	0	0	0	0	0	0	0	0	0	0	0	0	5	0	0	0		14		0	0	0		
Norton	0	0	0	0	0	2	0	0	0	0	1	0	0	0	0	0	0	0	0	0	0	0	1	0	0	0	0	1	0	0	1	0	0	1	0	0	38	6	15	0		15		1	0	0	
Guarian	0	0	0	0	0	0	0	0	0	0	0	0	0	0	0	0	0	0	0	0	0	0	0	0	0	0	0	0	0	0	0	0	0	0	0	22	0	8	11		14		4	0	0		
Mills	0	0	0	0	0	0	0	0	0	0	0	0	0	0	0	0	0	0	0	0	0	0	0	0	0	0	0	0	0	0	0	0	0	0	5	0	0	0		0		0	0	0			
BRAVO 6pm-6am																																															
B.Taylor	0	0	0	0	0	0	0	0	0	0	0	0	1	0	0	0	0	0	0	0	1	0	0	0	0	0	0	0	0	0	0	0	0	0	0	16	2	3	4		15		1	0	0		
Lam	0	0	0	0	0	0	0	0	1	0	0	0	0	0	0	0	0	0	0	0	0	0	0	0	0	0	0	0	0	0	0	0	0	0	0	9	1	0	6		13	Crisp	5	0	4		
McBee, D	0	0	0	0	0	0	0	0	0	0	2	0	0	0	0	0	0	0	0	0	0	0	0	0	0	0	0	0	0	0	0	0	0	0	0	5	2	1	0		13	Crisp	0	16	0		
Hunt	0	0	0	1	0	1	0	0	0	2	1	0	0	0	0	0	0	0	0	0	0	0	0	0	0	0	1	0	0	0	0	0	0	0	2	20	7	4	3		12	Crisp	2	0	0		
VanVleet	0	0	0	0	1	0	0	0	1	2	4	0	0	0	0	0	0	0	0	1	0	1	0	0	0	0	0	1	0	0	0	0	0	0	1	0	16	8	1	2		21	Crisp	0	0	0	
CHARLIE 6am-6pm																																															
Stanifer	0	0	0	0	0	0	0	0	0	0	1	0	0	0	0	0	0	0	0	0	0	0	0	0	0	0	0	0	0	0	0	0	0	0	4	1	0	0		16		0	0	0			
Bean	0	0	0	0	0	0	0	0	0	2	0	0	0	0	0	0	0	0	0	0	0	1	0	0	0	0	1	0	0	0	0	0	0	1	0	2	41	8	4	0		16		4	0	0	
L. Smith	0	0	0	0	0	0	0	0	0	0	0	0	0	0	0	0	0	0	0	0	0	0	0	0	0	0	0	1	0	0	0	0	0	0	0	11	1	2	1		16		2	8	0		
Powell	0	0	0	0	0	0	0	0	0	1	0	0	0	0	0	0	0	0	0	0	0	0	0	0	0	0	0	0	0	0	0	0	0	0	1	24	2	3	0		10		0	0	0		
DELTA 6pm-6am																																															
Campbell	0	0	0	0	0	0	0	0	0	0	0	0	0	0	0	0	0	0	0	0	0	0	0	0	0	0	0	0	0	0	0	0	0	0	0	0	0	2	1		15		0	0	0		
Templeton, S	0	0	0	1	0	0	0	0	0	0	0	0	0	0	0	0	0	0	0	0	0	0	0	0	0	0	0	0	0	0	0	0	0	1	0	0	14	2	1	0		14		0	0	0	
Isbell	0	0	0	0	0	0	0	0	0	1	2	0	0	0	0	0	0	0	0	0	1	0	3	0	0	1	0	0	1	0	0	0	0	0	2	13	8	2	5		13		0	0	0		
Bohnert	0	0	0	1	0	0	0	0	0	1	1	0	0	0	0	0	0	0	0	0	0	1	0	0	0	0	0	2	0	0	0	0	0	0	1	1	20	8	2	9		16		2	16	0	
Totals	0	0	0	3	1	3	0	0	2	8	13	0	1	0	0	0	0	0	0	3	0	7	0	0	1	0	6	1	0	1	0	1	0	0	3	2	8	263	56	48	42						

Covington Police Department

Criminal Investigations Division

Monthly Statistics																																		Total Warrants						Total Arrests		Callouts	Training Hours		Days Worked		Indictments																																																																																																																																																																																																																																																																																																																																																																																																																																																																																																																														
Acc. After Fact Accidental/ overdose Agency Assist Agg. Assault Burglary Child Abuse Child Sex Abuse Credit Card Fraud Death DOA/Suicide Drug/Narc. Elder Abuse Embezzlement Fraud/Counterfeit Homicide Missing Person Murder/Attempt MVT/Pass. Vehicle Natural Other Investigations Rape Robbery Shoplifting Simple Assault Forcible Fondling Statutory Rape Stolen Property Suicide Theft Theft From Vehicle Vandalism Vehicle theft Warrants Pu'd																																																																																																																																																																																																																																																																																																																																																																																																																																																																																																																																																																													
Oct-22																																		Total	Lt. McCurry	0	0	1	0	19	0																																																																																																																																																																																																																																																																																																																																																																																																																																																																																																																																				
Lt. McCurry																																		12	4	9	2																																																																																																																																																																																																																																																																																																																																																																																																																																																																																																																																								