



# Public Safety Committee Meeting

## Law Enforcement Agenda

### April 28, 2020



1. Disposition of ordered vehicles
2. Personnel
3. Equipment
4. Stats

1. Vehicle Disposition

- a. Both vehicles purchased under the 2019 – 2020 Budget are now in service.

2. Personnel

- a. The newly hired Property Room Specialist was terminated do to conduct unbecoming.
- b. The two newest members of our department will graduate from the Memphis Police Academy on May 8, 2020. Due to COVID – 19, there will not be a ceremony.
- c. K-9 Bella has been retired due to her age (10 years old) and K-9 Arko has arrived and will be assigned with Officer Perry. Both are presently attending an 8-week school, at no cost, provided by the Desoto County and Shelby County Sheriff's Offices. Arko is a 17-month-old German Shepherd from Czechia.

	Personnel		
	Present	Vacant	Full Staff
Chief	1	0	1
Captain	1	0	1
Lieutenant	2	0	2
Sergeant	4	0	4
Corporal	3	0	3
Detectives	3	1	4
SRO's	2	0	2
Patrol Officer	14	6	20
Civilian	1	0	2
<b>Total</b>	<b>33</b>	<b>6</b>	<b>39</b>

### 3. Equipment

#### I. Body Cameras:

a. We have received the new body cameras and they have been put in service.

#### II. Tasers:

a. The Axon Taser's have been ordered and we are awaiting delivery.

#### III. Technology Upgrades:

a. We have ordered the Panasonic Tough Book Laptops but due to the COVID – 19 epidemic the delivery has been delayed. According to our vendor, they expect a delivery date around the 1<sup>st</sup> of June.

b. Due to the setback on the delivery of the laptops, this also pushes back the CAD upgrade. This requires the laptops to be installed before it can be utilized.

c. E-Citations and Watson Crash Reporting will be delayed due to the inability to have live training.

- d. The Watson's RMS will go live on the 1<sup>st</sup> of June as expected and the officers will be able to utilize it on their android tablets. It will not be as user friendly for narrative typing, but all other features can easily be used with the tablets.

**IV. Wireless Equipment**

- a. All Police Department employees will be issued Smart Phones that will operate on the FirstNet public safety network. These phones will replace the tablets that the officers are currently using. The tablets have some age on them, so this is a good alternative.
- b. FirstNet is the first high-speed, nationwide wireless broadband network dedicated to public safety. This reliable, highly secure, interoperable, and innovative public safety communications platform will bring 21st century tools to public safety agencies and first responders, allowing them to get more information quickly and helping them to make faster and better decisions.

**4. Statistics**

Statistics					
Category	Mar. 2020	Feb. 2020	Change	Feb. 2019	Change
Citations	30	59	-29		
Revoked Driver	6	29	-23		
DUI	4	2	2		
Arrests	76	122	-46	103	-27
Drug Arrests	13	15	-2	16	-3
Domestic	5	11	-6	7	-2
Theft	39	57	-18	31	8
Assault	10	5	5	14	-4
Vandalism	10	6	4	9	1
Burglary	2	2	0	4	-2
Sex assault/Rape	2	1	1	0	2
Agg Assault	5	2	3	7	-2

**CALL TOTALS FROM JANUARY 2020 TO DECEMBER 2020**

Agency	Jan.	Feb	Mar	Apr	May	Jun	Jul	Aug	Sep	Oct	Nov	Dec	Actual Annual	Annual Per Day Vol.
Atoka PD	710	816	619										2145	
Brighton PD	463	361	283										1107	
Covington PD	990	816	829										2635	
Mason PD	237	187	167										591	
Munford PD	894	899	737										2530	
Tipton County SO	2689	2540	2124										7353	
<b>MONTHLY LE TOTALS</b>	<b>5983</b>	<b>5619</b>	<b>4759</b>	<b>0</b>	<b>0</b>	<b>0</b>	<b>0</b>	<b>0</b>	<b>0</b>	<b>0</b>	<b>0</b>	<b>0</b>	<b>16361</b>	
Atoka FD	85	97	94										276	
Brighton FD	73	75	53										201	
Charleston FD	2	5	7										14	
Covington FD	245	203	205										653	
Garland FD	12	12	15										39	
Giltedge FD	37	26	42										105	
Mason FD	23	19	27										69	
Munford FD	88	98	88										274	
Quito FD	79	95	68										242	
Three Star FD	51	45	30										126	
Tipton County FD	33	25	17										75	
<b>MONTHLY FD TOTALS</b>	<b>728</b>	<b>700</b>	<b>646</b>	<b>0</b>	<b>0</b>	<b>0</b>	<b>0</b>	<b>0</b>	<b>0</b>	<b>0</b>	<b>0</b>	<b>0</b>	<b>2074</b>	
Medic One	633	626	606										1865	
<b>MONTHLY EMS TOTAL</b>	<b>633</b>	<b>626</b>	<b>606</b>										<b>1865</b>	
<b>Percentage *</b>	-	6%	-20.0%											
<b>MONTHLY TOTALS</b>														
Law Enforcement	5983	5619	4759	0	0	0	0	0	0	0	0	0		
Fire Dept.	728	700	646	0	0	0	0	0	0	0	0	0		
Ambulance	633	626	606	0	0	0	0	0	0	0	0	0		
<b>ALL AGENCIES</b>	<b>7344</b>	<b>6945</b>	<b>6011</b>	<b>0</b>	<b>0</b>	<b>0</b>	<b>0</b>	<b>0</b>	<b>0</b>	<b>0</b>	<b>0</b>	<b>0</b>	<b>20300</b>	

Fire Chief  
Richard Griggs



Phone:(901) 476-2578

# City of Covington

OFFICE OF THE FIRE CHIEF

P.O. Box 768

Covington, Tennessee 38019

Mayor  
Justin Hanson



Fax: (901) 476-9800

## Covington Fire Department

Report for March 24th -April 28<sup>th</sup> ,2020

1. Community Events: Human Trafficking Awareness, Boy-scout planning luncheon, Community support during the pandemic.
2. Annual Inservice is complete!
3. Volunteer Hours: 393 hours worked by Volunteers in the month of February-March
4. Storm Spotters (National Weather Service) April 2<sup>nd</sup> -6:30pm-Until, Covington Civic Center.  
(Cancelled)
5. Drug Free Tipton BBQ lunch was a success sold 300 sack lunches.
6. Run Report for February 20<sup>th</sup>-April 28<sup>th</sup> attached. Total calls 2019
7. Intersection study -Rialto/Hwy 51. TDOT Jason Moody 731-234-956
8. Barry Brady Act -Extended the 7/1/2020 deadline for cancer screenings to 10/1/2020.
9. Richard Griggs elected to serve as chairman of the EMS Advisory Board for DSCC.
10. No Care Report. (Installed 14 smoke alarms by shift personnel)
11. CFD was able to secure a boat from The Arlington Fire Department
12. Smoke Alarms
13. COVID-update
14. Volunteer recruitment.
15. USDA Grant update.
16. Safer Grant personnel



# Covington Fire Department

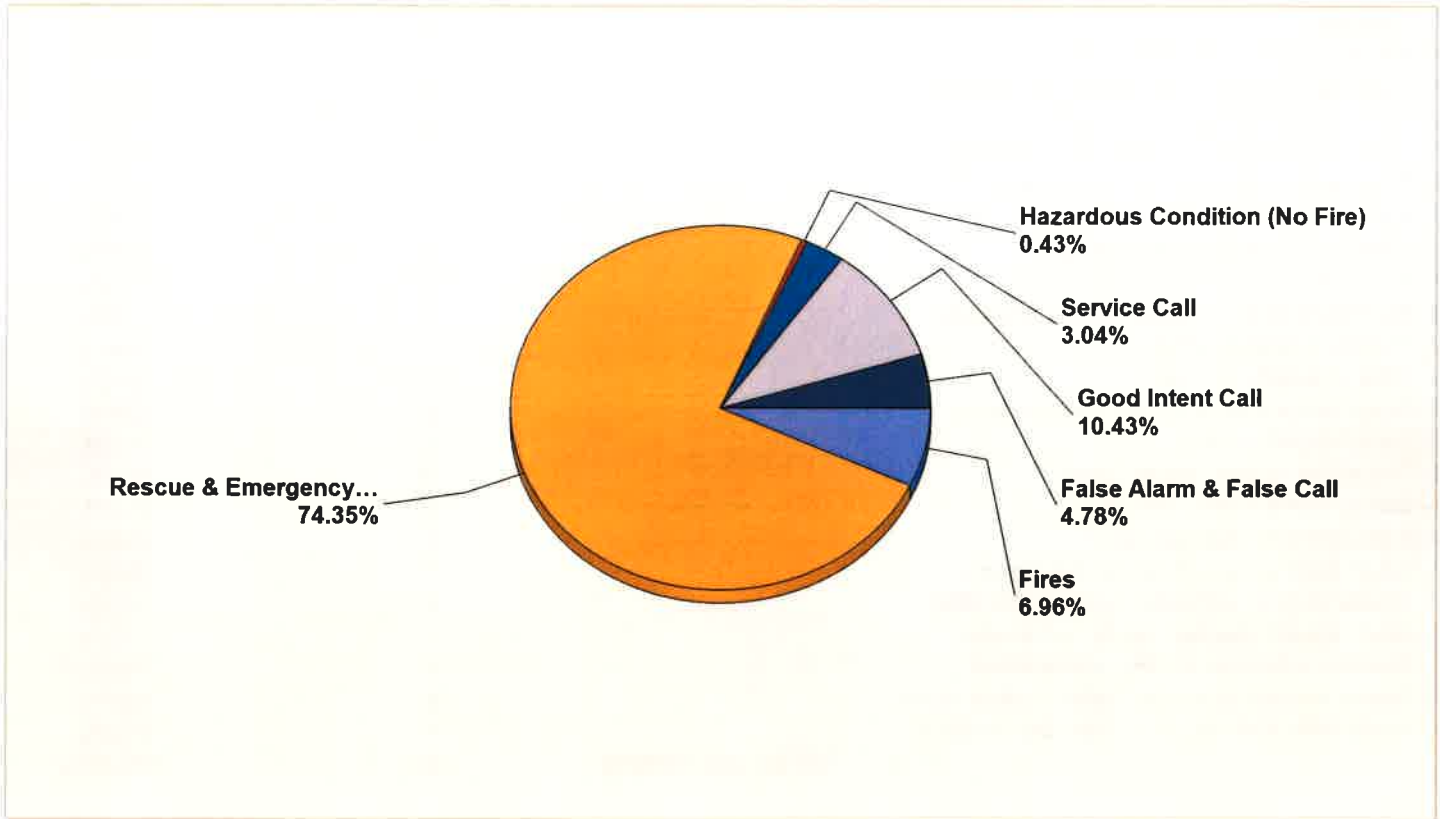
Covington, TN

This report was generated on 4/23/2020 12:07:56 PM



## Breakdown by Major Incident Types for Date Range

Zone(s): All Zones | Start Date: 02/20/2020 | End Date: 04/23/2020



MAJOR INCIDENT TYPE	# INCIDENTS	% of TOTAL
Fires	16	6.96%
Rescue & Emergency Medical Service	171	74.35%
Hazardous Condition (No Fire)	1	0.43%
Service Call	7	3.04%
Good Intent Call	24	10.43%
False Alarm & False Call	11	4.78%
<b>TOTAL</b>	<b>230</b>	<b>100.00%</b>

Only REVIEWED and/or LOCKED IMPORTED incidents are included. Summary results for a major incident type are not displayed if the count is zero.

**Detailed Breakdown by Incident Type**

<b>INCIDENT TYPE</b>	<b># INCIDENTS</b>	<b>% of TOTAL</b>
111 - Building fire	5	2.17%
118 - Trash or rubbish fire, contained	2	0.87%
131 - Passenger vehicle fire	2	0.87%
140 - Natural vegetation fire, other	1	0.43%
142 - Brush or brush-and-grass mixture fire	1	0.43%
143 - Grass fire	5	2.17%
311 - Medical assist, assist EMS crew	29	12.61%
321 - EMS call, excluding vehicle accident with injury	129	56.09%
322 - Motor vehicle accident with injuries	5	2.17%
323 - Motor vehicle/pedestrian accident (MV Ped)	1	0.43%
324 - Motor vehicle accident with no injuries.	3	1.30%
331 - Lock-in (if lock out , use 511 )	1	0.43%
352 - Extrication of victim(s) from vehicle	2	0.87%
357 - Extrication of victim(s) from machinery	1	0.43%
461 - Building or structure weakened or collapsed	1	0.43%
510 - Person in distress, other	3	1.30%
512 - Ring or jewelry removal	1	0.43%
551 - Assist police or other governmental agency	2	0.87%
561 - Unauthorized burning	1	0.43%
611 - Dispatched & cancelled en route	22	9.57%
651 - Smoke scare, odor of smoke	2	0.87%
700 - False alarm or false call, other	1	0.43%
715 - Local alarm system, malicious false alarm	1	0.43%
733 - Smoke detector activation due to malfunction	4	1.74%
735 - Alarm system sounded due to malfunction	1	0.43%
741 - Sprinkler activation, no fire - unintentional	1	0.43%
743 - Smoke detector activation, no fire - unintentional	2	0.87%
745 - Alarm system activation, no fire - unintentional	1	0.43%
<b>TOTAL INCIDENTS:</b>	<b>230</b>	<b>100.00%</b>

Only REVIEWED and/or LOCKED IMPORTED incidents are included. Summary results for a major incident type are not displayed if the count is zero.



# Covington Fire Department

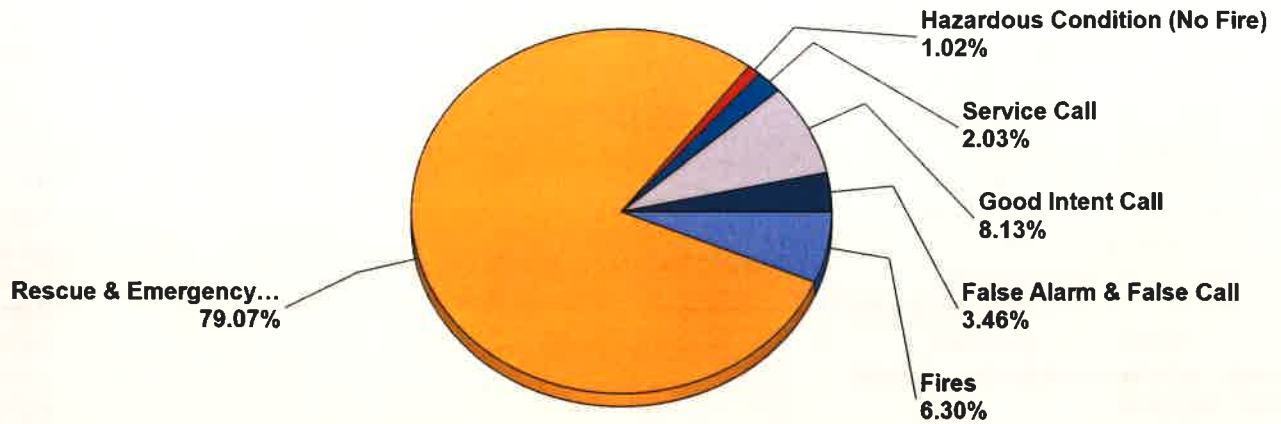
Covington, TN

This report was generated on 4/23/2020 12:06:51 PM



## Breakdown by Major Incident Types for Date Range

Zone(s): All Zones | Start Date: 01/01/2020 | End Date: 12/31/2020



MAJOR INCIDENT TYPE	# INCIDENTS	% of TOTAL
Fires	31	6.30%
Rescue & Emergency Medical Service	389	79.07%
Hazardous Condition (No Fire)	5	1.02%
Service Call	10	2.03%
Good Intent Call	40	8.13%
False Alarm & False Call	17	3.46%
<b>TOTAL</b>	<b>492</b>	<b>100.00%</b>

Only REVIEWED and/or LOCKED IMPORTED incidents are included. Summary results for a major incident type are not displayed if the count is zero.

**Detailed Breakdown by Incident Type**

INCIDENT TYPE	# INCIDENTS	% of TOTAL
111 - Building fire	8	1.63%
113 - Cooking fire, confined to container	3	0.61%
117 - Commercial Compactor fire, confined to rubbish	1	0.20%
118 - Trash or rubbish fire, contained	3	0.61%
131 - Passenger vehicle fire	4	0.81%
132 - Road freight or transport vehicle fire	1	0.20%
140 - Natural vegetation fire, other	1	0.20%
142 - Brush or brush-and-grass mixture fire	2	0.41%
143 - Grass fire	8	1.63%
300 - Rescue, EMS incident, other	1	0.20%
311 - Medical assist, assist EMS crew	103	20.93%
321 - EMS call, excluding vehicle accident with injury	264	53.66%
322 - Motor vehicle accident with injuries	10	2.03%
323 - Motor vehicle/pedestrian accident (MV Ped)	1	0.20%
324 - Motor vehicle accident with no injuries.	6	1.22%
331 - Lock-in (if lock out , use 511 )	1	0.20%
352 - Extrication of victim(s) from vehicle	2	0.41%
357 - Extrication of victim(s) from machinery	1	0.20%
412 - Gas leak (natural gas or LPG)	1	0.20%
413 - Oil or other combustible liquid spill	1	0.20%
441 - Heat from short circuit (wiring), defective/worn	1	0.20%
445 - Arcing, shorted electrical equipment	1	0.20%
461 - Building or structure weakened or collapsed	1	0.20%
500 - Service Call, other	1	0.20%
510 - Person in distress, other	5	1.02%
512 - Ring or jewelry removal	1	0.20%
551 - Assist police or other governmental agency	2	0.41%
561 - Unauthorized burning	1	0.20%
611 - Dispatched & cancelled en route	34	6.91%
622 - No incident found on arrival at dispatch address	2	0.41%
651 - Smoke scare, odor of smoke	3	0.61%
671 - HazMat release investigation w/no HazMat	1	0.20%
700 - False alarm or false call, other	4	0.81%
711 - Municipal alarm system, malicious false alarm	1	0.20%
715 - Local alarm system, malicious false alarm	1	0.20%
733 - Smoke detector activation due to malfunction	6	1.22%
735 - Alarm system sounded due to malfunction	1	0.20%
741 - Sprinkler activation, no fire - unintentional	1	0.20%
743 - Smoke detector activation, no fire - unintentional	2	0.41%
745 - Alarm system activation, no fire - unintentional	1	0.20%
<b>TOTAL INCIDENTS:</b>	<b>492</b>	<b>100.00%</b>

Only REVIEWED and/or LOCKED IMPORTED incidents are included. Summary results for a major incident type are not displayed if the count is zero.



# ARLINGTON FIRE DEPARTMENT



06 March 2020

Richard Griggs, Fire Chief  
Covington Fire Department  
101 Tennessee Avenue  
Covington, TN 38019

The Arlington Fire Department is donating one (1) War Eagle Jon boat to your department. The boat was purchased originally by Arlington Fire from TN Government General Services as a surplus Coast Guard punt boat. The estimated cost of the donated boat is \$1,000.

## 1. Serial #161401 War Eagle Model 1648


The Arlington Fire Department makes no warranty or promise of suitability, either expressed or implied. The Covington Fire Department assumes all risk and responsibility for distribution and ability for the donated radios to meet the departments intended use.

I understand the above statements and assume all responsibility and liability for the distribution and end use of the donated items from the Arlington Fire Department to the Covington Fire Department

  
Signature

 Fire Chief  
Date: 

  
Approved: Chief James Harvill  
Arlington Fire Department

  
Date:

