



CITY OF COVINGTON
OFFICE OF THE FIRE CHIEF
P.O. Box 768
COVINGTON, TENNESSEE 38019



Covington Fire Department
Report for July 23rd, 2019

1. Community Events: Unity in the Community, Crayola and Boys and Girls Club water day.
2. Pump Test all apparatus -passed
3. Hose Test Replacing 25 sections of Misc. sizes
4. Ladder Test, Aerial and Ground Ladders 1 deficiency, Hydraulic Hose on driver's side stabilizer
5. Extrication Tool annual maintenance
6. Jason Jenkins Is a certified Fire Inspector with ICC, NFPA, and Tennessee Fire Commission
7. Volunteer Hours: 384 hours worked by Volunteers in the month of June.
8. Run Report for June 20th -July 18th attached. Total calls
9. Tipton County Fire Chiefs Association Honored Chief Piercy with a Life Saving Medal
10. Drivers promotional process, Practical Exam August 6th and Written will be August 8th
11. 7-16-19 Truck vs. retaining wall Elm and Stone
12. CARE Report.
13. Smoke Alarms
14. Volunteer recruitment

5-Applicants
D. EDWARDS
M. GARDNER
M. MASSEY
J. POSEY
N. Tindall

Covington Fire Department

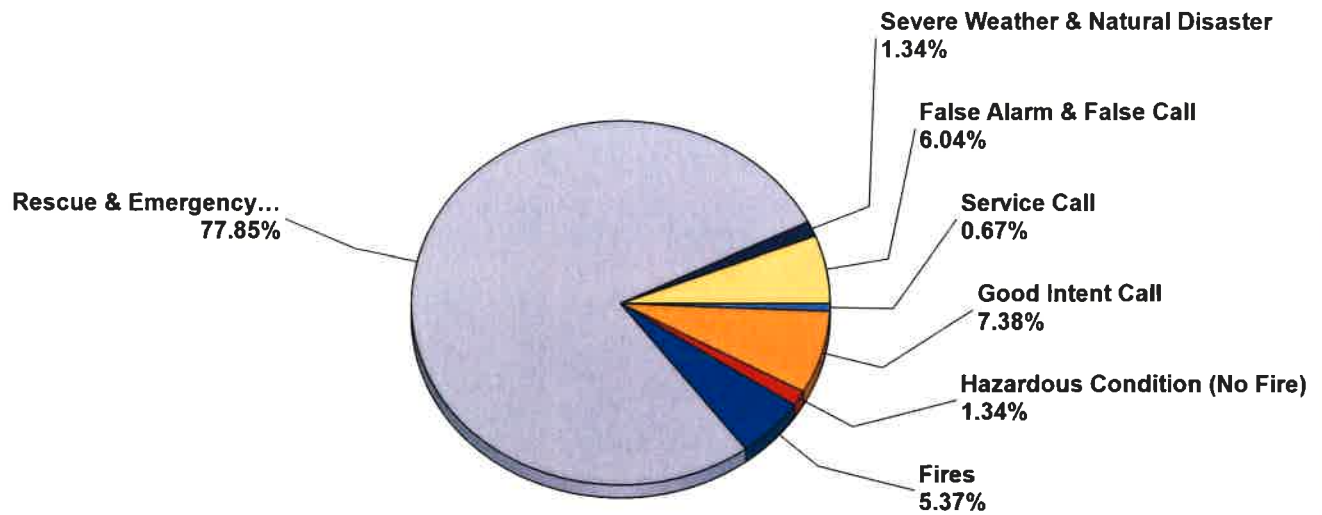
Covington, TN

This report was generated on 7/18/2019 2:13:37 PM



Breakdown by Major Incident Types for Date Range

Zone(s): All Zones | Start Date: 06/20/2019 | End Date: 07/18/2019



MAJOR INCIDENT TYPE	# INCIDENTS	% of TOTAL
Fires	8	5.37%
Rescue & Emergency Medical Service	116	77.85%
Hazardous Condition (No Fire)	2	1.34%
Service Call	1	0.67%
Good Intent Call	11	7.38%
False Alarm & False Call	9	6.04%
Severe Weather & Natural Disaster	2	1.34%
TOTAL	149	100.00%

Only REVIEWED incidents included. Summary results for a major incident type are not displayed if the count is zero.



Detailed Breakdown by Incident Type

INCIDENT TYPE	# INCIDENTS	% of TOTAL
113 - Cooking fire, confined to container	1	0.67%
118 - Trash or rubbish fire, contained	1	0.67%
131 - Passenger vehicle fire	1	0.67%
143 - Grass fire	3	2.01%
151 - Outside rubbish, trash or waste fire	1	0.67%
154 - Dumpster or other outside trash receptacle fire	1	0.67%
300 - Rescue, EMS incident, other	48	32.21%
311 - Medical assist, assist EMS crew	10	6.71%
320 - Emergency medical service, other	25	16.78%
321 - EMS call, excluding vehicle accident with injury	26	17.45%
322 - Motor vehicle accident with injuries	5	3.36%
331 - Lock-in (if lock out , use 511)	1	0.67%
352 - Extrication of victim(s) from vehicle	1	0.67%
411 - Gasoline or other flammable liquid spill	1	0.67%
445 - Arcing, shorted electrical equipment	1	0.67%
511 - Lock-out	1	0.67%
600 - Good intent call, other	1	0.67%
611 - Dispatched & cancelled en route	10	6.71%
700 - False alarm or false call, other	1	0.67%
733 - Smoke detector activation due to malfunction	2	1.34%
735 - Alarm system sounded due to malfunction	3	2.01%
736 - CO detector activation due to malfunction	1	0.67%
745 - Alarm system activation, no fire - unintentional	2	1.34%
800 - Severe weather or natural disaster, other	2	1.34%
TOTAL INCIDENTS:	149	100.00%

Only REVIEWED incidents included. Summary results for a major incident type are not displayed if the count is zero.



Covington Fire Department

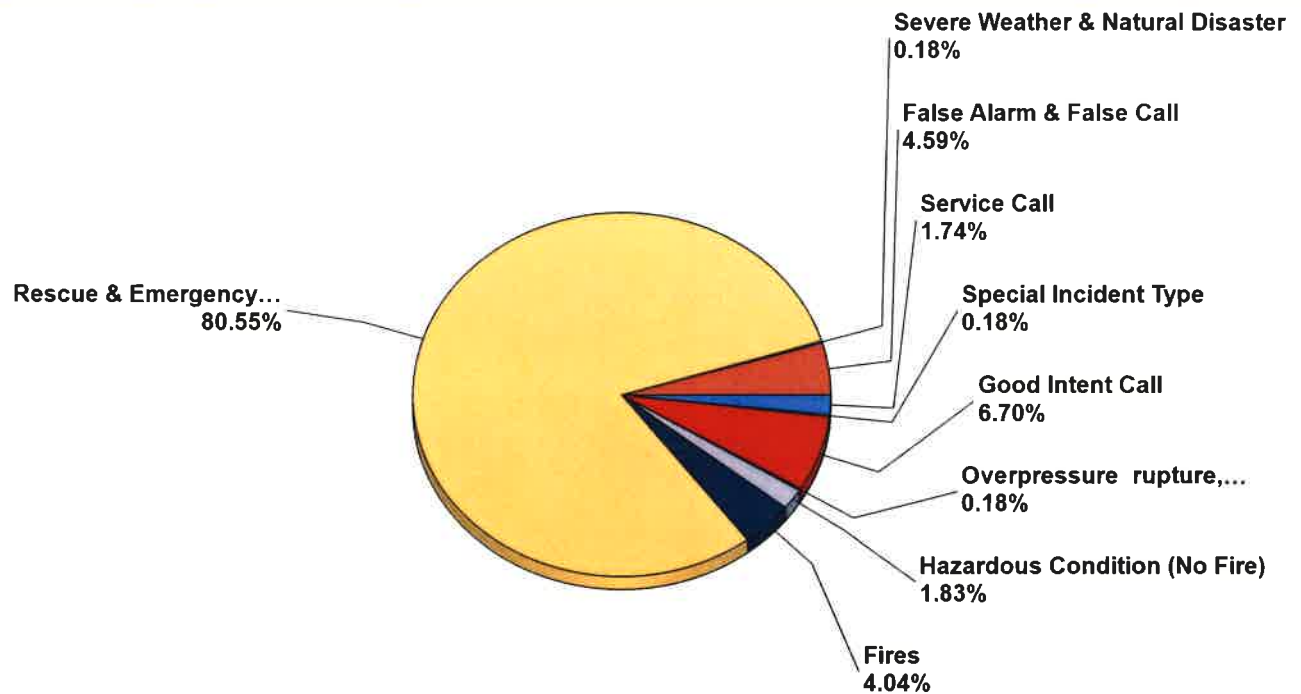
Covington, TN

This report was generated on 7/18/2019 2:14:05 PM



Breakdown by Major Incident Types for Date Range

Zone(s): All Zones | Start Date: 01/01/2019 | End Date: 12/31/2019



MAJOR INCIDENT TYPE	# INCIDENTS	% of TOTAL
Fires	44	4.04%
Overpressure rupture, explosion, overhear - no fire	2	0.18%
Rescue & Emergency Medical Service	878	80.55%
Hazardous Condition (No Fire)	20	1.83%
Service Call	19	1.74%
Good Intent Call	73	6.70%
False Alarm & False Call	50	4.59%
Severe Weather & Natural Disaster	2	0.18%
Special Incident Type	2	0.18%
TOTAL	1090	100.00%

Only REVIEWED incidents included. Summary results for a major incident type are not displayed if the count is zero.



Detailed Breakdown by Incident Type

INCIDENT TYPE	# INCIDENTS	% of TOTAL
111 - Building fire	11	1.01%
112 - Fires in structure other than in a building	1	0.09%
113 - Cooking fire, confined to container	2	0.18%
118 - Trash or rubbish fire, contained	4	0.37%
130 - Mobile property (vehicle) fire, other	1	0.09%
131 - Passenger vehicle fire	5	0.46%
132 - Road freight or transport vehicle fire	1	0.09%
133 - Rail vehicle fire	1	0.09%
137 - Camper or recreational vehicle (RV) fire	1	0.09%
138 - Off-road vehicle or heavy equipment fire	2	0.18%
140 - Natural vegetation fire, other	1	0.09%
142 - Brush or brush-and-grass mixture fire	2	0.18%
143 - Grass fire	7	0.64%
151 - Outside rubbish, trash or waste fire	3	0.28%
154 - Dumpster or other outside trash receptacle fire	1	0.09%
171 - Cultivated grain or crop fire	1	0.09%
251 - Excessive heat, scorch burns with no ignition	2	0.18%
300 - Rescue, EMS incident, other	333	30.55%
311 - Medical assist, assist EMS crew	110	10.09%
320 - Emergency medical service, other	243	22.29%
321 - EMS call, excluding vehicle accident with injury	148	13.58%
322 - Motor vehicle accident with injuries	29	2.66%
323 - Motor vehicle/pedestrian accident (MV Ped)	2	0.18%
324 - Motor vehicle accident with no injuries.	7	0.64%
331 - Lock-in (if lock out , use 511)	1	0.09%
342 - Search for person in water	2	0.18%
352 - Extrication of victim(s) from vehicle	2	0.18%
360 - Water & ice-related rescue, other	1	0.09%
411 - Gasoline or other flammable liquid spill	4	0.37%
412 - Gas leak (natural gas or LPG)	2	0.18%
413 - Oil or other combustible liquid spill	2	0.18%
421 - Chemical hazard (no spill or leak)	1	0.09%
422 - Chemical spill or leak	1	0.09%
440 - Electrical wiring/equipment problem, other	3	0.28%
442 - Overheated motor	2	0.18%
444 - Power line down	3	0.28%
445 - Arcing, shorted electrical equipment	1	0.09%
461 - Building or structure weakened or collapsed	1	0.09%
510 - Person in distress, other	5	0.46%
511 - Lock-out	3	0.28%
520 - Water problem, other	1	0.09%
550 - Public service assistance, other	1	0.09%
551 - Assist police or other governmental agency	5	0.46%
552 - Police matter	1	0.09%
554 - Assist invalid	3	0.28%
600 - Good intent call, other	5	0.46%
611 - Dispatched & cancelled en route	62	5.69%
622 - No incident found on arrival at dispatch address	1	0.09%
631 - Authorized controlled burning	1	0.09%
650 - Steam, other gas mistaken for smoke, other	1	0.09%
651 - Smoke scare, odor of smoke	3	0.28%
700 - False alarm or false call, other	10	0.92%
711 - Municipal alarm system, malicious false alarm	2	0.18%
721 - Bomb scare - no bomb	1	0.09%
730 - System malfunction, other	4	0.37%

Only REVIEWED incidents included. Summary results for a major incident type are not displayed if the count is zero.



Detailed Breakdown by Incident Type

INCIDENT TYPE	# INCIDENTS	% of TOTAL
733 - Smoke detector activation due to malfunction	7	0.64%
735 - Alarm system sounded due to malfunction	9	0.83%
736 - CO detector activation due to malfunction	1	0.09%
740 - Unintentional transmission of alarm, other	1	0.09%
743 - Smoke detector activation, no fire - unintentional	5	0.46%
744 - Detector activation, no fire - unintentional	3	0.28%
745 - Alarm system activation, no fire - unintentional	6	0.55%
746 - Carbon monoxide detector activation, no CO	1	0.09%
800 - Severe weather or natural disaster, other	2	0.18%
900 - Special type of incident, other	2	0.18%
TOTAL INCIDENTS:	1090	100.00%

Only REVIEWED incidents included. Summary results for a major incident type are not displayed if the count is zero.





Covington Fire Dept. CARE/911 Alternative Program

Monthly Report – July 2019

- General Office Duties
- Twenty-two welfare checks
- Completed in-service training for Glendale Commons
- Monthly Inspection of Fire equipment – Medical – my Infection Control Officer Duties, all equipment passed
- Donated Blood to vitalant mobile blood unit at City Hall
- Attended Drug Free Tipton Coalition meeting at The Tipton County Justice Complex
- Attended Four Community Civic events at the Covington Country Club
- Completed One, AHA Heart saver AED 1st Aid CPR recertification Class
- Attended event, Vice -Mayor Johnetta Yarbrough organized – Unity Day – Frazier Park
- Attended training at Air-wing 164th Memphis Tn. C-17 Globemaster.
- Distributed more informational packets to the Citizens of Covington, in regards to recruitment for the Volunteer Covington Firefighter's and EMTs
- Completed In-service training for Fox Hollow
- Installed and issued Fifteen smoke alarms
- Attended and completed Health Fair at St. Stephen Missionary Baptist Church, sponsored by CANNON Chiropractic.

Smoke Alarms at Home

SMOKE ALARMS ARE A KEY PART of a home fire escape plan. When there is a fire, smoke spreads fast. Working smoke alarms give you early warning so you can get outside quickly.



SAFETY TIPS

- Install smoke alarms in every bedroom. They should also be outside each sleeping area and on every level of the home. Install alarms in the basement.
- Large homes may need extra smoke alarms.
- It is best to use interconnected smoke alarms. When one smoke alarm sounds, they all sound.
- Test all smoke alarms at least once a month. Press the test button to be sure the alarm is working.
- There are two kinds of alarms. Ionization smoke alarms are quicker to warn about flaming fires. Photoelectric alarms are quicker to warn about smoldering fires. It is best to use both types of alarms in the home.
- A smoke alarm should be on the ceiling or high on a wall. Keep smoke alarms away from the kitchen to reduce false alarms. They should be at least 10 feet (3 meters) from the stove.
- People who are hard-of-hearing or deaf can use special alarms. These alarms have strobe lights and bed shakers.
- Replace all smoke alarms when they are 10 years old.

FACTS

- ❗ A closed door may slow the spread of smoke, heat, and fire.
- ❗ Smoke alarms should be installed inside every sleeping room, outside each separate sleeping area, and on every level. Smoke alarms should be connected so when one sounds, they all sound. Most homes do not have this level of protection.
- ❗ Roughly 3 out of 5 fire deaths happen in homes with no smoke alarms or no working smoke alarms.



**NATIONAL FIRE
PROTECTION ASSOCIATION**
The leading information and knowledge resource
on fire, electrical and related hazards



Make a Difference to Your Community.

**BE A COVINGTON
VOLUNTEER FIREFIGHTER.**



www.VolunteerFireTN.org

1-844-Vol-Tenn (1-844-865-8366)



COVINGTON FIRE DEPARTMENT

101 Tennessee Avenue, Covington, TN 38019

901-476-2578



C. D. Buddy Lewis
Chief of Police

Covington Police Department

211 South Main Street Covington, TN 38019

Telephone (901) 475-1261

PUBLIC SAFETY COMMITTEE

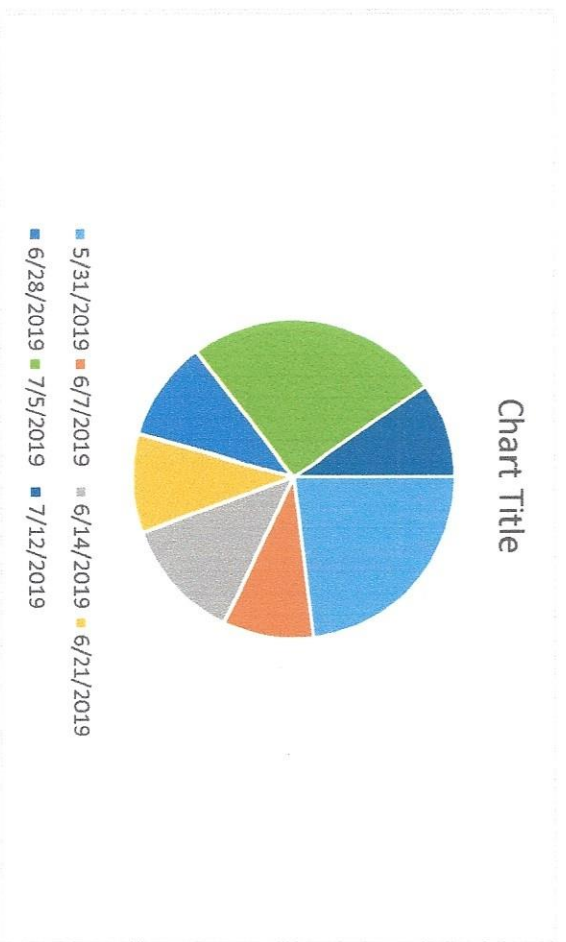
JULY 23, 2019

1. July 4th Holiday Update/Remarks
2. Unity Rally Remarks
3. Personnel Update: Hiring 1 Non Certified/ Currently 6 Patrol Officers Down
4. Specialized Training Information: Criminal Investigations,
Property/Evidence Room, LEEDA (FBI Executive Leadership Training)
5. Overtime Information
6. June Statistics: Arrests – 97
Citations – 82
Calls – 2,085
Patrol Miles Driven – 17,084

“Serving - Protecting - Caring”

Overtime hours

5/31/2019	6/7/2019	6/14/2019	6/21/2019	6/28/2019	7/5/2019	7/12/2019
306	121	163	131	137	340	129



CALL TOTALS FROM JANUARY 2019 TO DECEMBER 2019

Agency	Jan.	Feb	Mar	Apr	May	Jun	Jul	Aug	Sep	Oct	Nov	Dec	Actual Annual	Annual Per Day Vol.
Atoka PD	876	942	855	774	852	768							5067	
Brighton PD	560	433	472	513	593	452							3023	
Covington PD	1796	2104	2470	2099	2103	2085							12657	
Mason PD	312	247	271	280	348	337							1795	
Munford PD	713	823	847	679	824	860							4746	
Tipton County SO	2675	2401	2863	2584	2971	2724							16218	
MONTHLY LE TOTALS	6932	6950	7778	6929	7691	7226	0	0	0	0	0	0	43506	
Atoka FD	82	90	101	92	117	88							570	
Brighton FD	71	53	91	71	77	64							427	
Charleston FD	10	19	13	10	19	12							83	
Covington FD	246	239	261	257	279	264							1546	
Garland FD	14	18	15	13	11	5							76	
Giltedge FD	30	28	39	40	31	42							210	
Mason FD	9	13	13	11	29	19							94	
Munford FD	105	97	122	101	127	96							648	
Quitio FD	79	80	72	82	72	89							474	
Three Star FD	40	45	54	40	62	46							287	
MONTHLY FD TOTALS	686	682	781	717	824	725	0	0	0	0	0	0	4415	
Medic One	745	692	800	792	868	790							4687	
MONTHLY EMS TOTAL	745	692	800	792	868	790	0	0	0	0	0	0	4687	
Percentage *	-	-0.5%	12.4%	-9.8%	11.2%	-6.8%								
MONTHLY TOTALS														
Law Enforcement	6932	6950	7778	6929	7691	7226	0	0	0	0	0	0		
Fire Dept.	686	682	781	717	824	725	0	0	0	0	0	0		
Ambulance	745	692	800	792	868	790	0	0	0	0	0	0		
ALL AGENCIES	8363	8324	9359	8438	9383	8741	0	0	0	0	0	0	52608	

INCIDENTS FROM: 06/01/2019

TO: 06/30/2019

=====

AGENCY: POLICE

JURISDICTION: CO

ALL DISTRICTS

REPORT BY INCIDENT TYPES

INCIDENT TYPES	NUMBER
=====	=====
P	11
411 P CALLS FOR INFORMATION	14
911H P 911 HANG UP	132
911M P 911 MISDIAL	26
911OL P 911 OPEN LINE	44
911T P 911 TRANSFER CALL	4
ABUSE P ABUSE	1
ABV P ABANDONED VEHICLE	6
ALC P COMMERCIAL ALARM	47
ALF P FIRE ALARM [NOTIFY APD BPD MAPD MPD]	1
ALH P HOLD-UP ALARM	1
ALM P MEDICAL ALARM	1
ALR P RESIDENTIAL ALRM	19
ANBITE P ANIMAL BITE	2
ANIM P ANIMAL COMPLAINT/HAZARD	11
ARMP P ARMED PARTY	5
ASLT P ASSAULT	3
ASST P ASSIST/BACK-UP	10
ATF P AUTO THEFT	3
ATL P ATTEMPT TO LOCATE	8
BIP P BREAK-IN IN PROGRESS	8
BOLO P BROADCAST	18
BRO P BREAK-IN REPORT	6
BT P BOMB THREAT/ TIMED DEVICE	2

INCIDENTS FROM: 06/01/2019

TO: 06/30/2019

=====

AGENCY: POLICE

JURISDICTION: CO

ALL DISTRICTS

REPORT BY INCIDENT TYPES

INCIDENT TYPES	NUMBER
=====	=====
CHAB P CHILD ABANDONED/FOUND	1
CHCUS P CHILD CUSTODY	6
CLEAR P LOT CLEAR	1
COMP P COMPLAINT	7
DEFAULT P DEFAULT POLICE INCIDENT	4
DIST P DISTURBANCE	41
DISV P DISABLED VEHICLE	18
DOA P DEAD ON ARRIVAL	1
DOM P DOMESTIC	26
DOMV P DOMESTIC VIOLENCE	23
DQ P DRIVERS LICENSE QUERY	8
DRUGS P DRUGS	3
EMS P EMS CALL	22
ESCORT P ESCORT	18
FIGHT P FIGHT	9
FIRE P FIRE [NOTIFY APD BPD MAPD MPD]	3
FIREW P FIREWORKS COMPLAINT	39
FLAG P FLAGGED DOWN	9
FRAUD P FRAUD	6
FU P FOLLOW UP	125
HARAS P HARASSMENT	9
INTOX P INTOXICATED SUBJECT	1
LINESD P LINES DOWN	4
LOIT P LOITERING/ SOLICITING	1

INCIDENTS FROM: 06/01/2019

TO: 06/30/2019

=====

AGENCY: POLICE

JURISDICTION: CO

ALL DISTRICTS

REPORT BY INCIDENT TYPES

INCIDENT TYPES	NUMBER
MEET P MEET WITH SUBJ/AGENCY	26
MENT P MENTAL SUBJECT	7
MP P MISSING PERSON	4
MVC P MVC NO INJURIES	26
MVCHR P MVC HIT & RUN	12
MVCI P MVC WITH INJURIES	3
MVCU P MVC INJURIES UNKNOWN	4
NCIC P NCIC CHECK	3
NOISE P NOISE COMPLAINT	11
PROP P PROPERTY PICKUP	5
PROPDAM P PROPERTY DAMAGE	3
PROW P PROWLER	1
PS P PUBLIC SERVICE	60
PURS P PURSUIT	3
RECKLESS P RECKLESS DRIVER	24
REPO P REPO	14
RESCUE P RESCUE	3
RQ P REGISTRATION QUERY	124
SCAM P SCAM	5
SEC P SECURITY CHECK	265
SEXASLT P SEXUAL OFFENSE [ASSAULT, MOLESTATION, ABUSE, RAPE]	3
SHOOTING P SHOOTING	5
SHOP P SHOPLIFTING	11
SHOTS P SHOTS FIRED/ HEARD	24

INCIDENTS FROM: 06/01/2019
TO: 06/30/2019

=====

AGENCY: POLICE
JURISDICTION: CO
ALL DISTRICTS

REPORT BY INCIDENT TYPES

INCIDENT TYPES	NUMBER
=====	=====
SUIC P SUICIDAL PARTY	3
SUSA P SUSPICIOUS ACTIVITY	6
SUSS P SUSPICIOUS SUBJECT	25
SUSV P SUSPICIOUS VEHICLE	29
TEST P TEST	2
THEFT P THEFT	16
THREATS P THREATS	9
TRAFHAZ P TRAFFIC HAZARD	16
TRANS P TRANSPORT	5
TREE P TREES	8
TRESP P TRESPASS COMPLAINT	11
TRFCNTRL P TRAFFIC CONTROL	2
TRSP P TRAFFIC STOP	475
UNAUTH P UNAUTHORIZED USE	1
VAND P VANDALISM	11
WANT P LOCAL WARRANT CHECK	7
WARRANT P WARRANT ATTEMPT	13
WELFARE P WELFARE CHECK	31
ZERO P LEVEL ZERO- MEDIC ONE	1
 TOTALS	 =====
	2,085