



Covington Police Department

211 South Main Street Covington, TN 38019

Telephone (901) 475-1261

C. D. Buddy Lewis
Chief of Police

PUBLIC SAFETY COMMITTEE

MARCH 26 2019

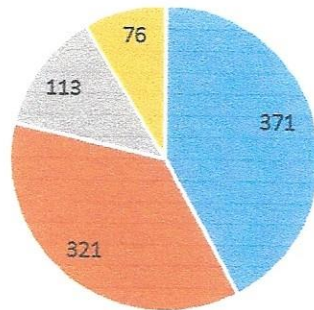
1. INFORMATION ON THE NEIGHBORHOOD WATCH MEETING
2. 10 HOUR SHIFT UPDATE
3. OVERTIME UPDATE
4. COMMUNITY INVOLVEMENT PLANS
5. PERSONNEL INFORMATION
6. DYERSBURG STATE COMMUNITY COLLEGE CORRECTIONS/LAW
ENFORCEMENT ADVISORY COMMITTEE SELECTION
7. FEBRUARY STATISTICS: ARRESTS – 116
CITATIONS ISSUED – 87
CALLS – 2104
PATROL MILES DRIVEN – 12,623

“Serving - Protecting - Caring”

Overtime hours for Feb 22-Mar. 15

2/22/2019	3/1/2019	3/8/2019	3/15/2019
371	321	113	76

Overtime



■ 2/22/2019 ■ 3/1/2019 ■ 3/8/2019 ■ 3/15/2019

President's Office

1510 Lake Rd., Dyersburg, TN 38024

Ph: 731-286-3300 / Fax: 731-286-3269



March 15, 2019

Mr. Buddy Lewis
Covington Police Department
211 S. Main St.
Covington, TN 38019

Dear Mr. Lewis:

I am writing to invite you to serve on the Dyersburg State Community College Corrections and Law Enforcement Advisory Committee – South Area. Advice from a professional like you is vital to the development of career programs, which are responsive to the needs of our service area. Committee responsibilities will involve being available for consultation by telephone and meeting at least once each semester. Please let me know if you are willing or unable to share your expertise with us by signing in the space provided below and returning your response to me. You may respond by email to carlton@dsccl.edu or by fax to 731-286-3269.

If you are willing to serve in this capacity, you are invited to attend the next advisory committee meeting on March 26, 2019 at 3:30 p.m. in room C104 of the Learning Resource Center/Tipton County Public Library at the DSCC Jimmy Naifeh Center in Covington.

Thank you in advance for your kind consideration and your support of Dyersburg State Community College.

Sincerely,

Karen A. Bowyer

Karen A. Bowyer
President

INCIDENTS FROM: 02/01/2019

TO: 02/28/2019

=====

AGENCY: POLICE

JURISDICTION: CO

ALL DISTRICTS

REPORT BY INCIDENT TYPES

INCIDENT TYPES	NUMBER
=====	=====
P	5
411 P CALLS FOR INFORMATION	25
911H P 911 HANG UP	70
911M P 911 MISDIAL	16
911OL P 911 OPEN LINE	34
911T P 911 TRANSFER CALL	5
ABV P ABANDONED VEHICLE	1
ALC P COMMERCIAL ALARM	43
ALF P FIRE ALARM [NOTIFY APD BPD MAPD MPD]	4
ALM P MEDICAL ALARM	1
ALR P RESIDENTIAL ALRM	18
ANBITE P ANIMAL BITE	1
ANIM P ANIMAL COMPLAINT/HAZARD	7
ARMP P ARMED PARTY	5
ASLT P ASSAULT	5
ASST P ASSIST/BACK-UP	6
ATF P AUTO THEFT	10
ATL P ATTEMPT TO LOCATE	7
BIP P BREAK-IN IN PROGRESS	7
BOLO P BROADCAST	21
BRO P BREAK-IN REPORT	16
CHAB P CHILD ABANDONED/FOUND	1
CHCUS P CHILD CUSTODY	6
COMP P COMPLAINT	9

INCIDENTS FROM: 02/01/2019
TO: 02/28/2019

=====

AGENCY: POLICE

JURISDICTION: CO

ALL DISTRICTS

REPORT BY INCIDENT TYPES

INCIDENT TYPES	NUMBER
=====	=====
DEFAULT P DEFAULT POLICE INCIDENT	4
DIST P DISTURBANCE	15
DISV P DISABLED VEHICLE	26
DOM P DOMESTIC	26
DOMV P DOMESTIC VIOLENCE	16
DQ P DRIVERS LICENSE QUERY	21
DRUGS P DRUGS	9
EMS P EMS CALL	27
ESCORT P ESCORT	10
FIGHT P FIGHT	5
FIRE P FIRE [NOTIFY APD BPD MAPD MPD]	11
FLAG P FLAGGED DOWN	5
FLOOD P FLOOD	13
FOURW P ATV/FOUR WHEELER COMPLAINT	1
FRAUD P FRAUD	7
FU P FOLLOW UP	101
HARAS P HARASSMENT	10
INTOX P INTOXICATED SUBJECT	2
LINESD P LINES DOWN	1
LIT P LITTERING	2
MEET P MEET WITH SUBJ/AGENCY	34
MENT P MENTAL SUBJECT	2
MP P MISSING PERSON	5
MVC P MVC NO INJURIES	37

INCIDENTS FROM: 02/01/2019

TO: 02/28/2019

=====

AGENCY: POLICE

JURISDICTION: CO

ALL DISTRICTS

REPORT BY INCIDENT TYPES

INCIDENT TYPES	NUMBER
=====	=====
MVCHR P MVC HIT & RUN	3
MVCI P MVC WITH INJURIES	10
MVCU P MVC INJURIES UNKNOWN	2
NOISE P NOISE COMPLAINT	13
OD P OVERDOSE	1
PROP P PROPERTY PICKUP	3
PROW P PROWLER	4
PS P PUBLIC SERVICE	62
PURS P PURSUIT	4
RECKLESS P RECKLESS DRIVER	24
REPO P REPO	5
RESCUE P RESCUE	2
RQ P REGISTRATION QUERY	161
SCAM P SCAM	1
SEC P SECURITY CHECK	390
SEXASLT P SEXUAL OFFENSE [ASSAULT, MOLESTATION, ABUSE, RAPE]	2
SHOOTING P SHOOTING	12
SHOP P SHOPLIFTING	18
SHOTS P SHOTS FIRED/ HEARD	27
STAB P STABBING	1
SUIC P SUICIDAL PARTY	3
SUSA P SUSPICIOUS ACTIVITY	3
SUSO P SUSPICIOUS ODOR	2
SUSS P SUSPICIOUS SUBJECT	24

INCIDENTS FROM: 02/01/2019
TO: 02/28/2019

=====

AGENCY: POLICE

JURISDICTION: CO

ALL DISTRICTS

REPORT BY INCIDENT TYPES

INCIDENT TYPES	NUMBER
=====	=====
SUSV P SUSPICIOUS VEHICLE	26
TEST P TEST	2
THEFT P THEFT	16
THREATS P THREATS	11
TRAFHAZ P TRAFFIC HAZARD	17
TRANS P TRANSPORT	11
TRESP P TRESPASS COMPLAINT	2
TRFCNTRL P TRAFFIC CONTROL	10
TRSP P TRAFFIC STOP	479
VAND P VANDALISM	5
WANT P LOCAL WARRANT CHECK	11
WARRANT P WARRANT ATTEMPT	9
WELFARE P WELFARE CHECK	15
 TOTALS	 ===== 2,104



CITY OF COVINGTON
OFFICE OF THE FIRE CHIEF
P.O. Box 768
COVINGTON, TENNESSEE 38019



Covington Fire Department

Report for March 26, 2019

1. Engine-2 Inservice, replaced turbo.
2. Work on budget submission for 19/20 continues with Mayor Hanson.
3. In-service training classes continue through the end of the month.
4. ISO -Grading evaluation
5. Pre-Planning
6. Volunteer Hours: 369 hours worked by Volunteers in the month of February.
7. Run Report for February 22nd 2019-March 22 2019 attached.
8. Hydrant testing continues
9. Allen Carter volunteer obtained his Haz-Mat Technician Certification
10. Asst. Chief Griggs Completed his Fire-Officer-4 Certification examination
11. Annual Hosa skills training for Covington High School
12. Captain Scott Davis resigned
13. Inspector assessment update
14. CARE Report.
15. Smoke Alarms
16. Volunteer recruitment

Covington Fire Department

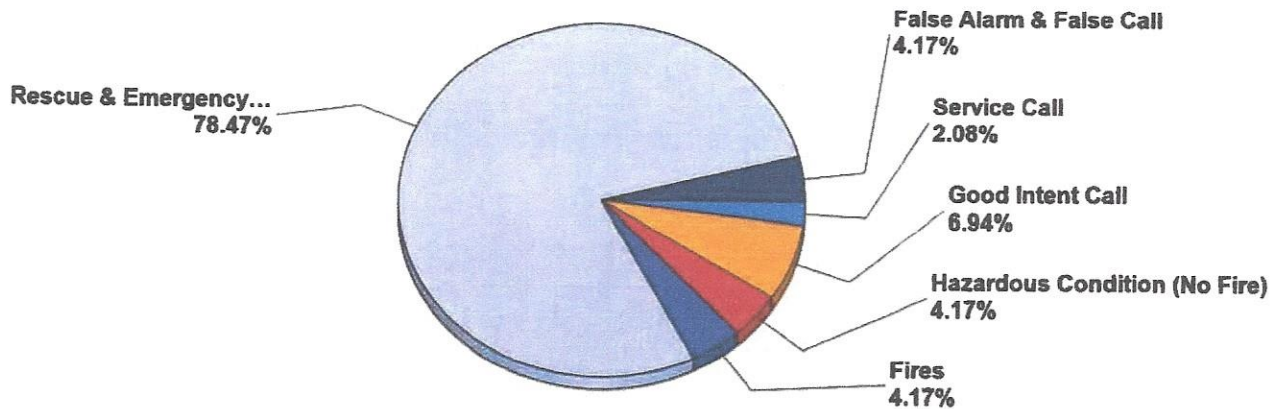
Covington, TN

This report was generated on 3/22/2019 11:36:26 AM



Breakdown by Major Incident Types for Date Range

Zone(s): All Zones | Start Date: 02/22/2019 | End Date: 03/22/2019



MAJOR INCIDENT TYPE	# INCIDENTS	% of TOTAL
Fires	6	4.17%
Rescue & Emergency Medical Service	113	78.47%
Hazardous Condition (No Fire)	6	4.17%
Service Call	3	2.08%
Good Intent Call	10	6.94%
False Alarm & False Call	6	4.17%
TOTAL	144	100.00%

Only REVIEWED incidents included. Summary results for a major incident type are not displayed if the count is zero.

Detailed Breakdown by Incident Type

INCIDENT TYPE	# INCIDENTS	% of TOTAL
111 - Building fire	2	1.39%
113 - Cooking fire, confined to container	1	0.69%
118 - Trash or rubbish fire, contained	1	0.69%
131 - Passenger vehicle fire	1	0.69%
143 - Grass fire	1	0.69%
300 - Rescue, EMS incident, other	30	20.83%
311 - Medical assist, assist EMS crew	36	25.00%
320 - Emergency medical service, other	25	17.36%
321 - EMS call, excluding vehicle accident with injury	17	11.81%
322 - Motor vehicle accident with injuries	2	1.39%
323 - Motor vehicle/pedestrian accident (MV Ped)	1	0.69%
324 - Motor vehicle accident with no injuries.	1	0.69%
360 - Water & ice-related rescue, other	1	0.69%
411 - Gasoline or other flammable liquid spill	1	0.69%
412 - Gas leak (natural gas or LPG)	1	0.69%
413 - Oil or other combustible liquid spill	1	0.69%
422 - Chemical spill or leak	1	0.69%
444 - Power line down	2	1.39%
510 - Person in distress, other	1	0.69%
554 - Assist invalid	2	1.39%
600 - Good intent call, other	2	1.39%
611 - Dispatched & cancelled en route	8	5.56%
700 - False alarm or false call, other	2	1.39%
730 - System malfunction, other	1	0.69%
733 - Smoke detector activation due to malfunction	1	0.69%
735 - Alarm system sounded due to malfunction	1	0.69%
745 - Alarm system activation, no fire - unintentional	1	0.69%
TOTAL INCIDENTS:	144	100.00%

Only REVIEWED incidents included. Summary results for a major incident type are not displayed if the count is zero.

Covington Fire Department

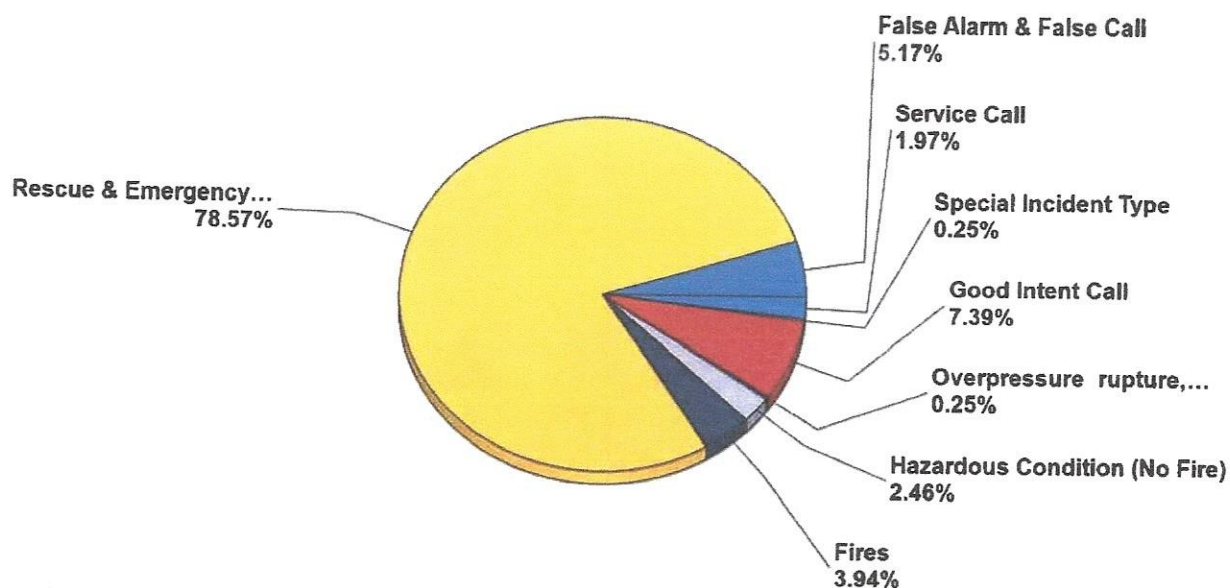
Covington, TN

This report was generated on 3/22/2019 11:36:57 AM



Breakdown by Major Incident Types for Date Range

Zone(s): All Zones | Start Date: 01/01/2019 | End Date: 12/31/2019



MAJOR INCIDENT TYPE	# INCIDENTS	% of TOTAL
Fires	16	3.94%
Overpressure rupture, explosion, overhear - no fire	1	0.25%
Rescue & Emergency Medical Service	319	78.57%
Hazardous Condition (No Fire)	10	2.46%
Service Call	8	1.97%
Good Intent Call	30	7.39%
False Alarm & False Call	21	5.17%
Special Incident Type	1	0.25%
TOTAL	406	100.00%

Only REVIEWED incidents included. Summary results for a major incident type are not displayed if the count is zero.

Detailed Breakdown by Incident Type

INCIDENT TYPE	# INCIDENTS	% of TOTAL
111 - Building fire	5	1.23%
113 - Cooking fire, confined to container	1	0.25%
118 - Trash or rubbish fire, contained	1	0.25%
130 - Mobile property (vehicle) fire, other	1	0.25%
131 - Passenger vehicle fire	3	0.74%
137 - Camper or recreational vehicle (RV) fire	1	0.25%
142 - Brush or brush-and-grass mixture fire	1	0.25%
143 - Grass fire	2	0.49%
171 - Cultivated grain or crop fire	1	0.25%
251 - Excessive heat, scorch burns with no ignition	1	0.25%
300 - Rescue, EMS incident, other	107	26.35%
311 - Medical assist, assist EMS crew	48	11.82%
320 - Emergency medical service, other	112	27.59%
321 - EMS call, excluding vehicle accident with injury	37	9.11%
322 - Motor vehicle accident with injuries	12	2.96%
323 - Motor vehicle/pedestrian accident (MV Ped)	1	0.25%
324 - Motor vehicle accident with no injuries.	1	0.25%
360 - Water & ice-related rescue, other	1	0.25%
411 - Gasoline or other flammable liquid spill	2	0.49%
412 - Gas leak (natural gas or LPG)	2	0.49%
413 - Oil or other combustible liquid spill	1	0.25%
422 - Chemical spill or leak	1	0.25%
442 - Overheated motor	2	0.49%
444 - Power line down	2	0.49%
510 - Person in distress, other	2	0.49%
511 - Lock-out	2	0.49%
551 - Assist police or other governmental agency	1	0.25%
552 - Police matter	1	0.25%
554 - Assist invalid	2	0.49%
600 - Good intent call, other	3	0.74%
611 - Dispatched & cancelled en route	26	6.40%
651 - Smoke scare, odor of smoke	1	0.25%
700 - False alarm or false call, other	8	1.97%
730 - System malfunction, other	2	0.49%
733 - Smoke detector activation due to malfunction	3	0.74%
735 - Alarm system sounded due to malfunction	1	0.25%
743 - Smoke detector activation, no fire - unintentional	3	0.74%
745 - Alarm system activation, no fire - unintentional	3	0.74%
746 - Carbon monoxide detector activation, no CO	1	0.25%
900 - Special type of incident, other	1	0.25%
TOTAL INCIDENTS:	406	100.00%

Only REVIEWED incidents included. Summary results for a major incident type are not displayed if the count is zero.



**EMERGENCY
REPORTING**

emergencyreporting.com

Doc Id: 553

Page # 2 of 2

Covington Fire Dept. CARE/911 Alternative Program

Monthly Report – March 2019

- General Office Duties
- Twenty-two welfare checks – assisted by Mayor Hanson, on one of the welfare checks
- Attended HBCU at Covington High School – per Guidance Counselor Ms. Vicki Fayne
- Completed one State of Tennessee EMS Practical for AEMT at the Memphis Fire Department
- Monthly Inspection of Fire equipment – Medical – my Infection Control Officer Duties, all equipment passed
- Attended Two Community Civic events at the Covington Country Club
- Completed Four, AHA Heart saver AED 1st Aid CPR recertification Classes
- Installed and issued Nine smoke alarms
- Delivered Four sympathy cards
- Met again, with Pastor Rod Hicks and several others in regards to a Community project that could possibly benefit our Community – Mrs. Sara Gangaware can update everyone if there are any questions
- Continued talks with – Dr. Jamie Frakes of the JNC DSCC Campus in Covington in regards to a community event to increase minority enrollment at the JNC in Covington
- Briefly attended in-service EMS training at Covington Fire

Smoke Alarms at Home

SMOKE ALARMS ARE A KEY PART of a home fire escape plan. When there is a fire, smoke spreads fast. Working smoke alarms give you early warning so you can get outside quickly.

SAFETY TIPS


- Install smoke alarms in every bedroom. They should also be outside each sleeping area and on every level of the home. Install alarms in the basement.
- Large homes may need extra smoke alarms.
- It is best to use interconnected smoke alarms. When one smoke alarm sounds, they all sound.
- Test all smoke alarms at least once a month. Press the test button to be sure the alarm is working.
- There are two kinds of alarms. Ionization smoke alarms are quicker to warn about flaming fires. Photoelectric alarms are quicker to warn about smoldering fires. It is best to use both types of alarms in the home.
- A smoke alarm should be on the ceiling or high on a wall. Keep smoke alarms away from the kitchen to reduce false alarms. They should be at least 10 feet (3 meters) from the stove.
- People who are hard-of-hearing or deaf can use special alarms. These alarms have strobe lights and bed shakers.
- Replace all smoke alarms when they are 10 years old.

FACTS

- ❗ A closed door may slow the spread of smoke, heat, and fire.
- ❗ Smoke alarms should be installed inside every sleeping room, outside each separate sleeping area, and on every level. Smoke alarms should be connected so when one sounds, they all sound. Most homes do not have this level of protection.
- ❗ Roughly 3 out of 5 fire deaths happen in homes with no smoke alarms or no working smoke alarms.




**NATIONAL FIRE
PROTECTION ASSOCIATION**
The leading information and knowledge resource
on fire, electrical and related hazards



Make a Difference to Your Community.

**BE A COVINGTON
VOLUNTEER FIREFIGHTER.**



www.VolunteerFireTN.org

1-844-Vol-Tenn (1-844-865-8366)



COVINGTON FIRE DEPARTMENT

101 Tennessee Avenue, Covington, TN 38019

901-476-2578